

Foreign investment in Catalonia 2022

Report



Contents

- 1. Executive summary**
- 2. Presentation and methodology**
- 3. Global foreign direct investment**
- 4. Foreign direct investment in Catalonia (MINCOTUR official data)**
- 5. Foreign direct investment in Catalonia (fDi Markets data)**
- 6. Foreign investment attracted with the support of Catalonia Trade & Investment**
- 7. Reasons for investing in Catalonia**
- 8. Main foreign investments in Catalonia in 2022**
- 9. Main foreign investments in Catalonia in the 2018-2022 five-year period**
- 10. Main technological foreign investments in Catalonia in the 2018-2022 five-year period**
- 11. Main investment rounds in 2022**
- 12. Companies that have set up Digital Innovation Hubs in Catalonia in 2022 by sectors**

Foreign investment in Catalonia 2022

1. Executive summary


Presentation and methodology of the report

- The *Foreign investment in Catalonia 2022* report analyzes the behavior of foreign direct investment (FDI) in Catalonia from a comprehensive standpoint. To do so, it combines different sources that are both official (UNCTAD and the Ministry of Industry, Trade and Tourism) and non-governmental (fDi Markets), and it is complemented by the results from the foreign investment projects in Catalonia that have received support from the Government of Catalonia through ACCIÓ - Catalonia Trade & Investment.
- In addition to this complementary perspective from the standpoint of the sources, the annual analysis (2022) is enriched by five-year evolution analyses (2018-2022 and 2013-2017). This approach is based on the fact that analyses of periods longer than a year mitigate the volatility factor intrinsically associated with FDI flows.
- Finally, the report incorporates qualitative results regarding the main reasons for investing in Catalonia and includes the main investments announced in 2022 and the 2018-2022 five-year period.



Foreign investment in Catalonia increased within the global context of a slowdown in investment flows

- Global FDI flows fell by 12.4% to \$1.29 billion in 2022 due to the sharp downturn of the advanced economies.
- Within this context, foreign investment in Catalonia increased in 2022 according to all the sources analyzed, with year-on-year growth in the volume of attracted investment, which ranges between the 25% of the official data of the Ministry of Industry, Trade and Tourism to the 49% of fDi Markets. According to the latter source, this is the best record in the series, attracting close to €6.4 billion in 2022.
- The number of FDI projects announced in 2022 in Catalonia totals 229, representing the best record in the historical series according to fDi Markets. The comparison between five-year periods is also positive, with an increase of almost 60% in the number of projects in the 2018-2022 period set against the 2013-2017 period.
- In the country as a whole, Catalonia is the territory which attracted the largest number of investment projects in 2022 and the entire 2018-2022 five-year period.




The role of Catalonia Trade & Investment in attracting foreign investment to Catalonia

- Catalonia Trade & Investment maintains its relevant role as an agent to facilitate the attraction of investment projects to Catalonia. 94 projects have been attracted, involving an aggregate investment totaling almost €620 million, the best record in the historical series.
- In fact, Catalonia (through Catalonia Trade & Investment) and Barcelona are the region and city with the best investment attraction strategy in Europe, according to the report titled *fDi European Cities and Regions of the Future 2023*.



Catalonia consolidates its position as a destination for industrial and technological investment

- Investments in the ICT sector and industrial investments are the most significant, according to the official data and to the fDi Markets data. Catalonia Trade & Investment is a particularly relevant agent for this kind of investment. In fact, 85% of the total investment attracted with the support of Catalonia Trade & Investment is for industrial projects, which is particularly complex due to its implementation.
- Technological investment continues to choose Catalonia. It should be noted that the weight of technological investment projects grew by 6 percentage points in 2022, the best record in the historical series in absolute terms. It's also the best record for technological job creation.
- From a technological point of view, in 2022 the setting up of 37 Digital Innovation Hubs and centers of excellence in Catalonia has been announced.



The United States and Europe lead foreign investment in Catalonia

- The United States, Germany, France and the United Kingdom are the main investors in Catalonia in 2022 and for the entire 2018-2022 period according to the different sources of information analyzed.
- In the specific case of the projects implemented with the support of ACCIÓ - Catalonia Trade & Investment, we should highlight the weighting in terms of investment volume from two Asian countries, namely China in the entire 2018-2022 five-year period and Japan in 2022.



Talent, proximity to markets, technology and innovation are the main factors when it comes to investing in Catalonia

- The availability of talent is a decisive criterion in attracting FDI to Catalonia and, in fact, almost half of the projects for which data are available recognize Catalonia as an important talent pool.
- This commitment to talent is evident in the job creation associated with the projects, which has almost doubled in the last five years set against the previous period. In fact, Catalonia is the third most successful territory in Western Europe in the creation of jobs linked to FDI projects in 2022 and the 2018-2022 period. From the standpoint of cities, Barcelona also occupies this position.
- Other aspects highlighted by investors include the strategic geographical location of proximity to markets and customers, and access to technology, innovation and ICT infrastructure.



Foreign investment in Catalonia 2022

2. Presentation and methodology

Presentation (I)

- This report analyzes the behavior of foreign direct investment (FDI) in Catalonia in 2022. It combines the analyses of this financial year with the five-year periods 2018-2022 and 2013-2017 to attenuate the volatility factor intrinsically associated with FDI flows.
- It should be noted that there are several sources that analyze FDI.
 - Official sources: United Nations Conference for Trade and Development (UNCTAD), Foreign Investment Registry (Ministry of Industry, Commerce and Tourism) and Balance of Payments (Bank of Spain).
 - Non-governmental sources: fDi Markets (Financial Times group), Orbis Crossborder Investment (Bureau van Dijk) and IBM Global Location Trends, among others.



Presentation (II)

- These sources are complementary, given that they all have both distinctive elements and limitations. The *Foreign investment in Catalonia 2022* report provides an overview that includes:
 - Global investment trends based on the UNCTAD data.
 - The official data of the Foreign Investment Registry of the Ministry of Industry, Commerce and Tourism (MINCOTUR) extracted in April 2023.
 - The non-governmental data of fDi Markets, extracted in April 2023.
 - The data from the activity for attracting investments with the support of ACCIÓ.
- This report also includes qualitative aspects regarding the reasons for investing in Catalonia based on the data of fDi Markets and a compilation of the main investments announced in Catalonia in 2022 and for the 2018-2022 five-year period as a whole.

What is foreign direct investment (FDI)?

- It comprises all foreign direct investment operations in a territory that generate new production capacity and/or job creation or investments by means of which the investor seeks to gain control or influence over the management and administration of a company that operates outside the nation it's based in.
- To be regarded as FDI, the share of the foreign investment in the company's capital must be equal to or greater than 10%.
- It therefore includes operations comprising:
 - **Greenfield:** investment in a new company without any previous establishment in Catalonia
 - **New investment:** investment in a new product of a company already established in Catalonia
 - **Reinvestment:** investment in the same product in a new location
 - **Extension:** investment in the same product and the same location of a company already established in Catalonia
 - **Acquisitions:** investment through the acquisition of companies already existing in Catalonia
 - **Joint venture:** investment through a collaboration agreement between companies that culminates in the creation of a joint company

fDi Markets



Greenfield, new investments, expansions and reinvestments



It allocates the investment to the territory where it's made effective and not the territory where the registered office is located, eliminating the capital city effect



The moment the investment is announced



It only registers investment projects associated with new production capacity and job creation



Reinvestment of profits and parent-subsidiary loans



It allows regional comparisons on a global scale

MINCOTUR



Greenfield, new investments, expansions and reinvestments



Shareholdings (acquisitions and joint ventures)



The moment the investment is executed

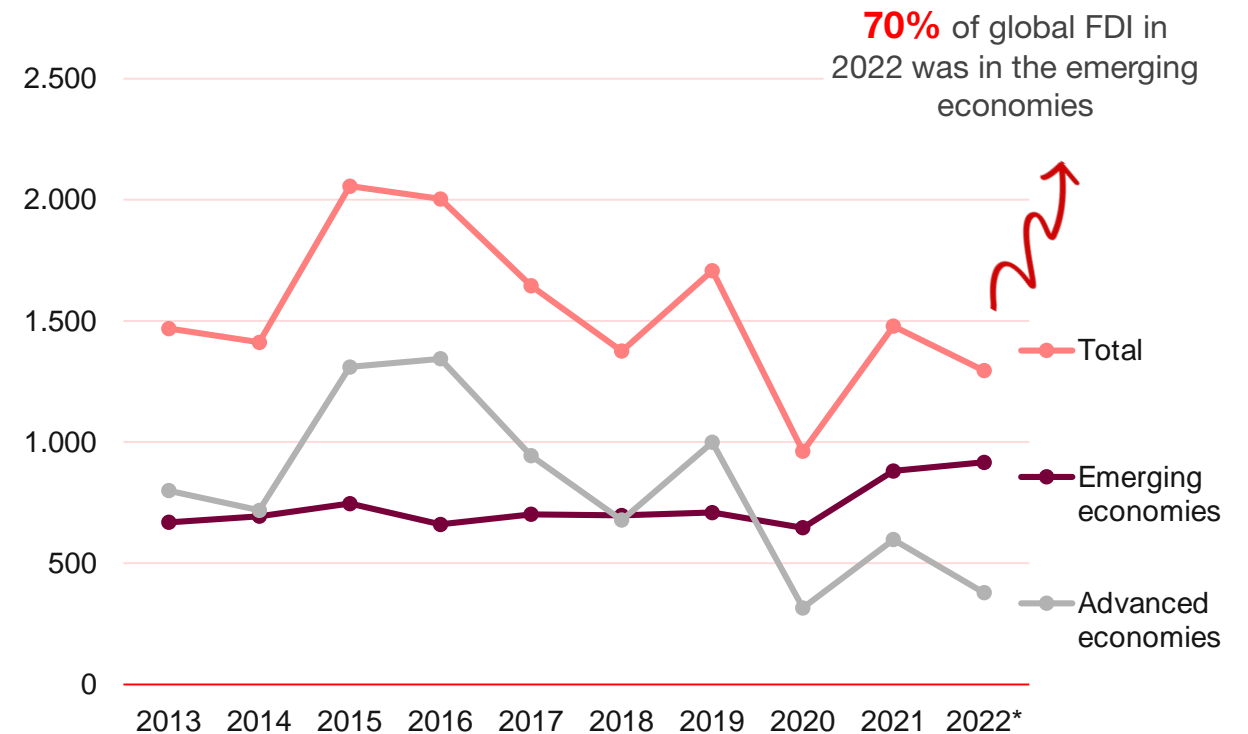


3. Global foreign direct investment

Global FDI flows fell by 12.4% to \$1.29 billion in 2022 due to the sharp downturn of the advanced economies

- The fall in FDI in 2022 was determined by geopolitical conflicts, the upturn in inflation and the increase in public debt and financial costs.
- FDI flows in the **advanced economies** have fallen by 36.7%, while increasing by 4.0% in the **emerging economies**.
- **Infrastructure projects** and **mergers and acquisitions** have been the most affected operations in 2022. In contrast, **greenfield** investment has increased.

Evolution of global net FDI flows, in total and by region. 2013-2022.
(millions of dollars)



*provisional data
Source: UNCTAD

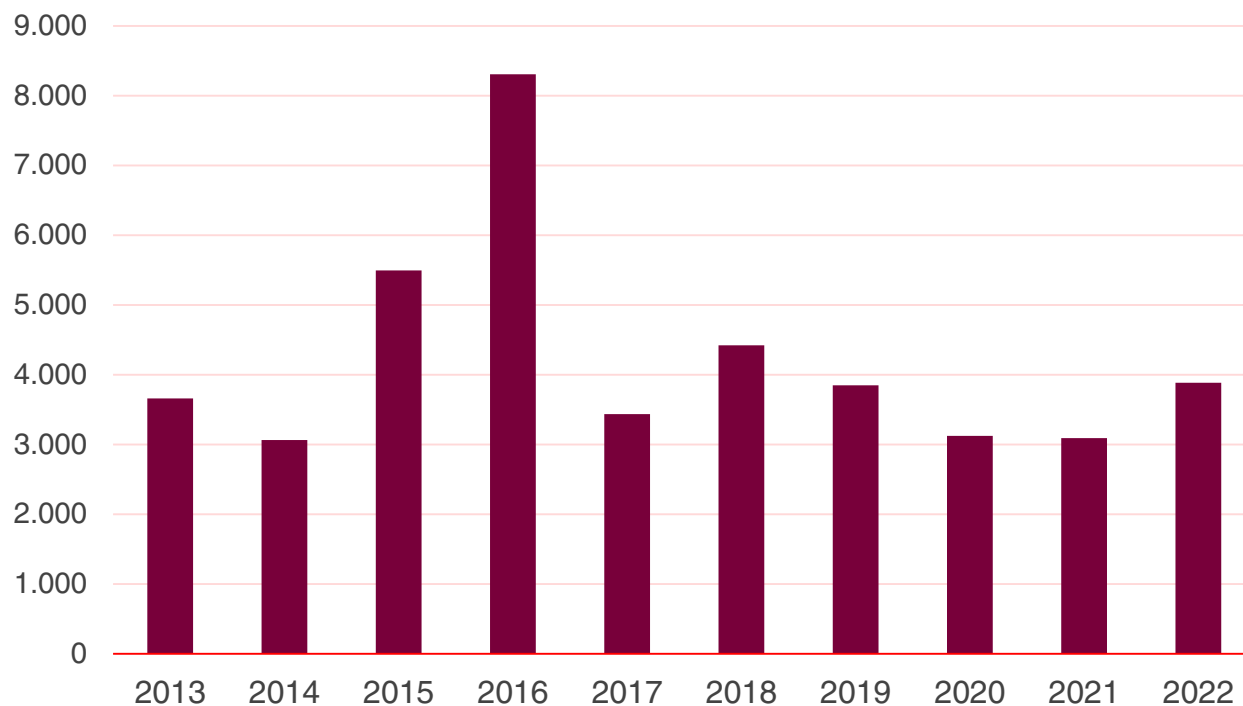
Fem avui l'**empresa** del demà

Foreign investment in Catalonia 2022

4. Foreign direct investment in Catalonia (MINCOTUR official data)

Foreign investment in Catalonia increased by 25.6% to €3,883.5 million in 2022

Evolution of foreign investment in Catalonia. 2013-2022.
(millions of euros)



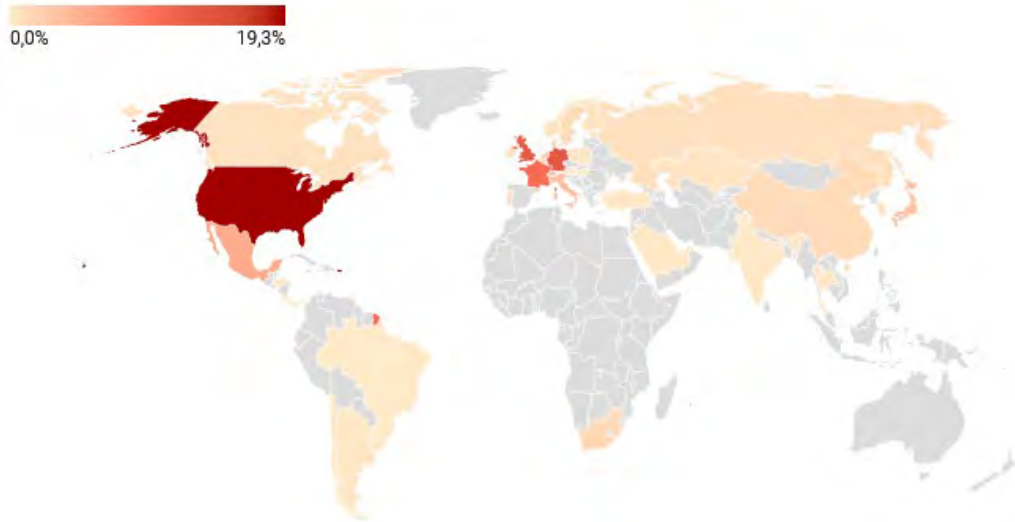
- Gross productive foreign investment in Catalonia in the 2018-2022 period totaled **€18,364.5 M** (€3,672.9 M annual average), 23.4% less than the €23,959.6 M recorded in the previous five-year period 2013-2017 (€4,791.9 M annual average).



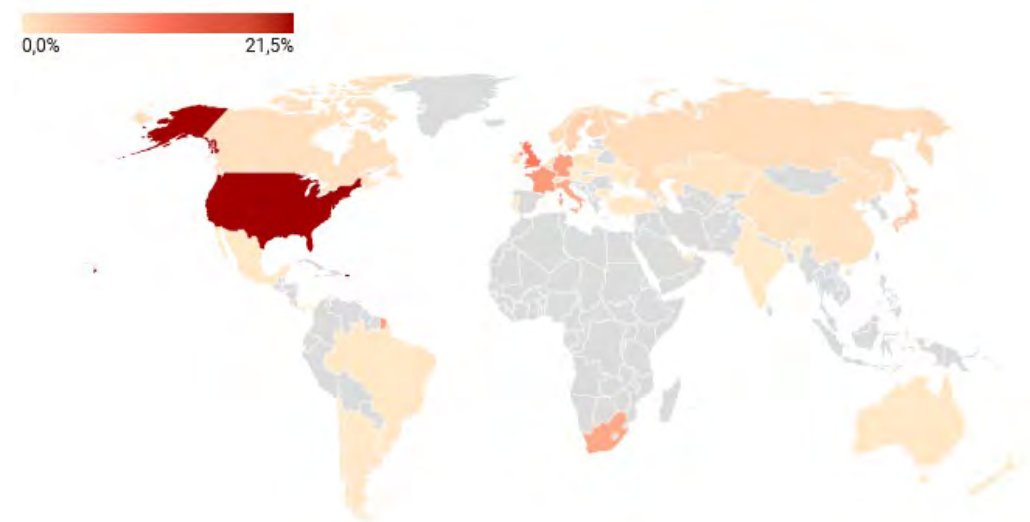
Source: ACCIÓ, based on DataInvex-MINCOTUR.

The FDI came mostly from the United States, the United Kingdom, France and Germany

Gross foreign investment in Catalonia. Top 50 countries. 2018-2022
(% of the total investment received)



Gross foreign investment in Catalonia. Top 50 countries. 2022
(% of the total investment received)



Top 10 countries. 2018-2022.

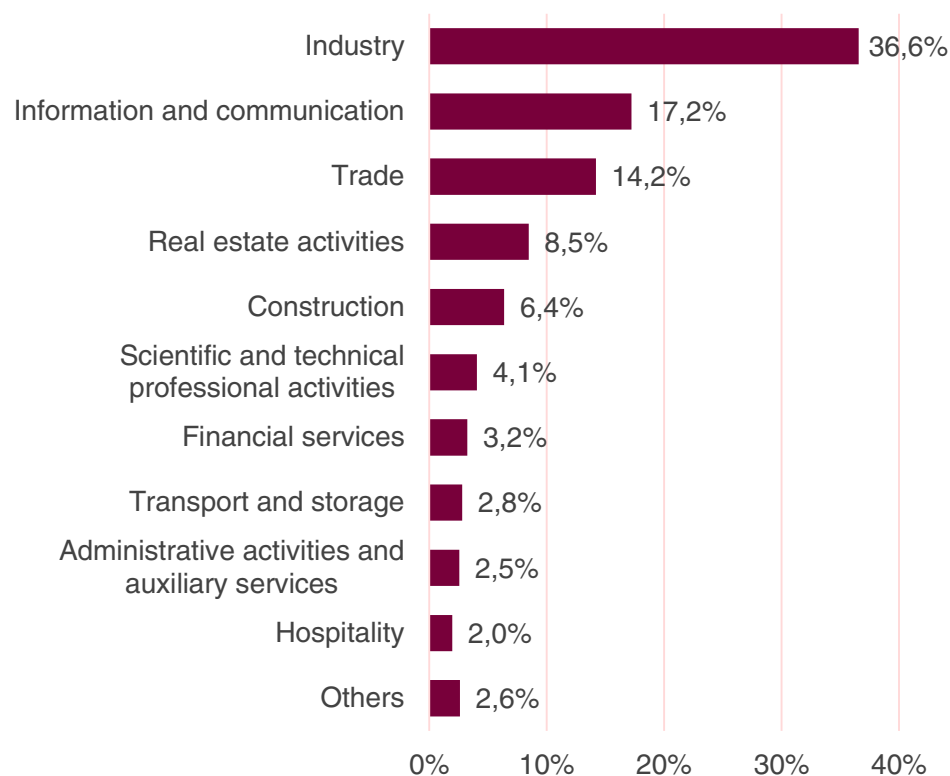
Country	€M	% of the total	Country	€M	% of the total
United States	3,552.2	19.3%	Switzerland	730.5	4.0%
Germany	2,429.6	13.2%	Italy	690.7	3.8%
United Kingdom	2,274.5	12.4%	Hong Kong - China	662.9	3.6%
France	1,952.3	10.6%	Japan	582.6	3.2%
Mexico	1,006.8	5.5%	Netherlands	582.6	3.2%

Top 10 countries. 2022.

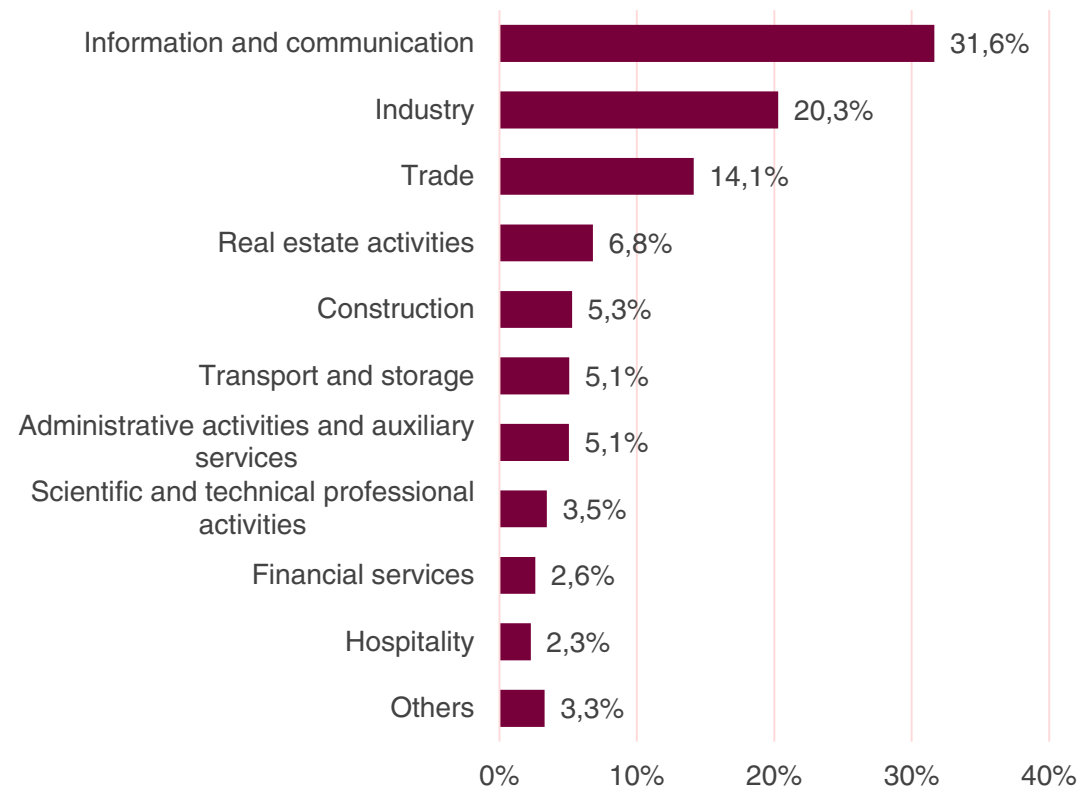
Country	€M	% of the total	Country	€M	% of the total
United States	836.4	21.5%	South Africa	241.2	6.2%
Hong Kong - China	628.7	16.2%	Italy	231.4	6.0%
United Kingdom	397.8	10.2%	Japan	122.2	3.1%
France	291.4	7.5%	Belgium	83.0	2.1%
Germany	280.0	7.2%	Sweden	78.0	2.0%

The foreign investment has mainly been geared towards industry and information and communication technology

Foreign investment in Catalonia by sector. 2018-2022 (% of the total)



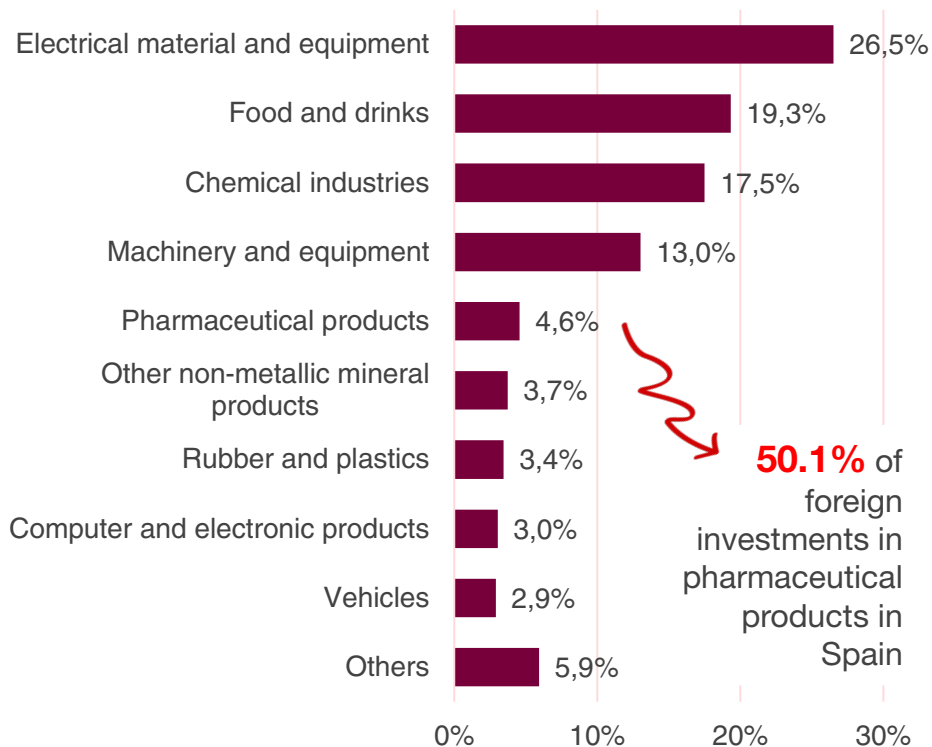
Foreign investment in Catalonia by sector. 2022 (% of the total)



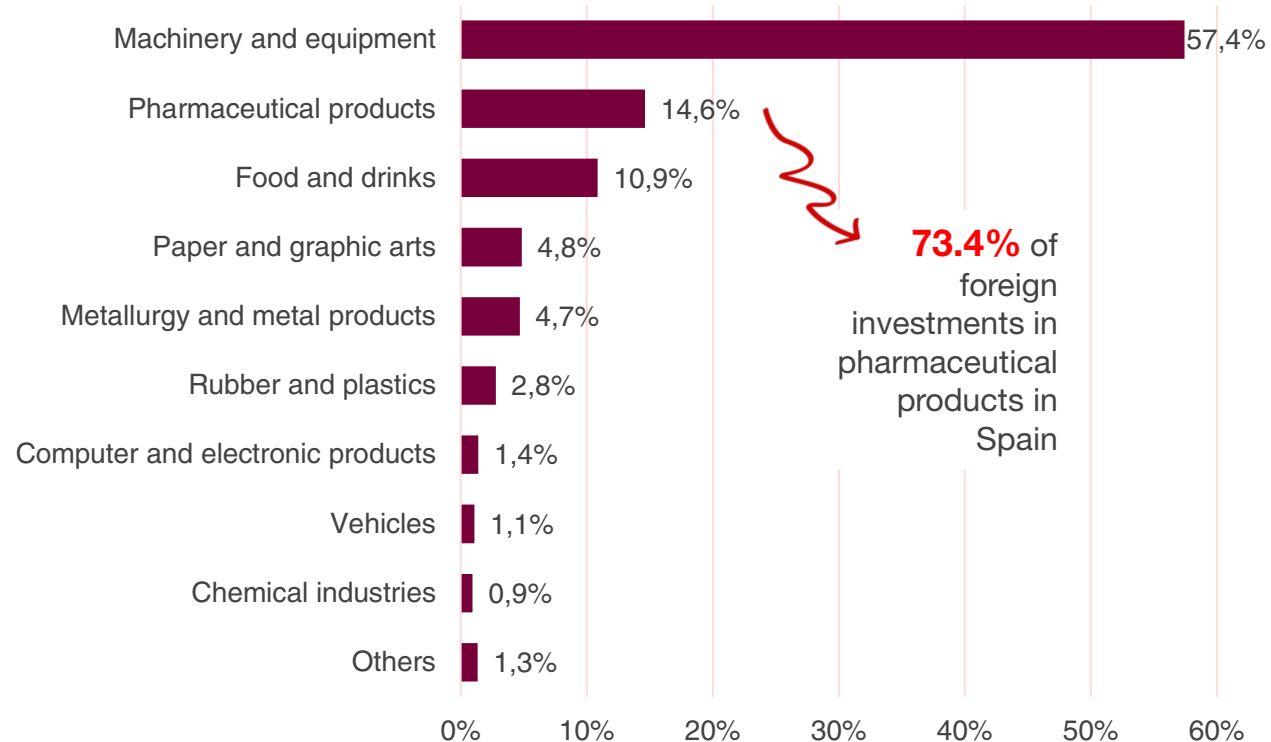
Source: ACCIÓ, based on DataInVex-MINCOTUR data.

Electrical equipment, food and chemicals account for most of the foreign investment in manufacturing industry in the five-year period 2018-2022, while the investment focused on machinery and pharmaceutical products in 2022

Foreign investment in Catalonia by industrial sector. 2018-2022
(% of the total investment in manufacturing industry)



Foreign investment in Catalonia by industrial sector. 2022
(% of the total investment in manufacturing industry)

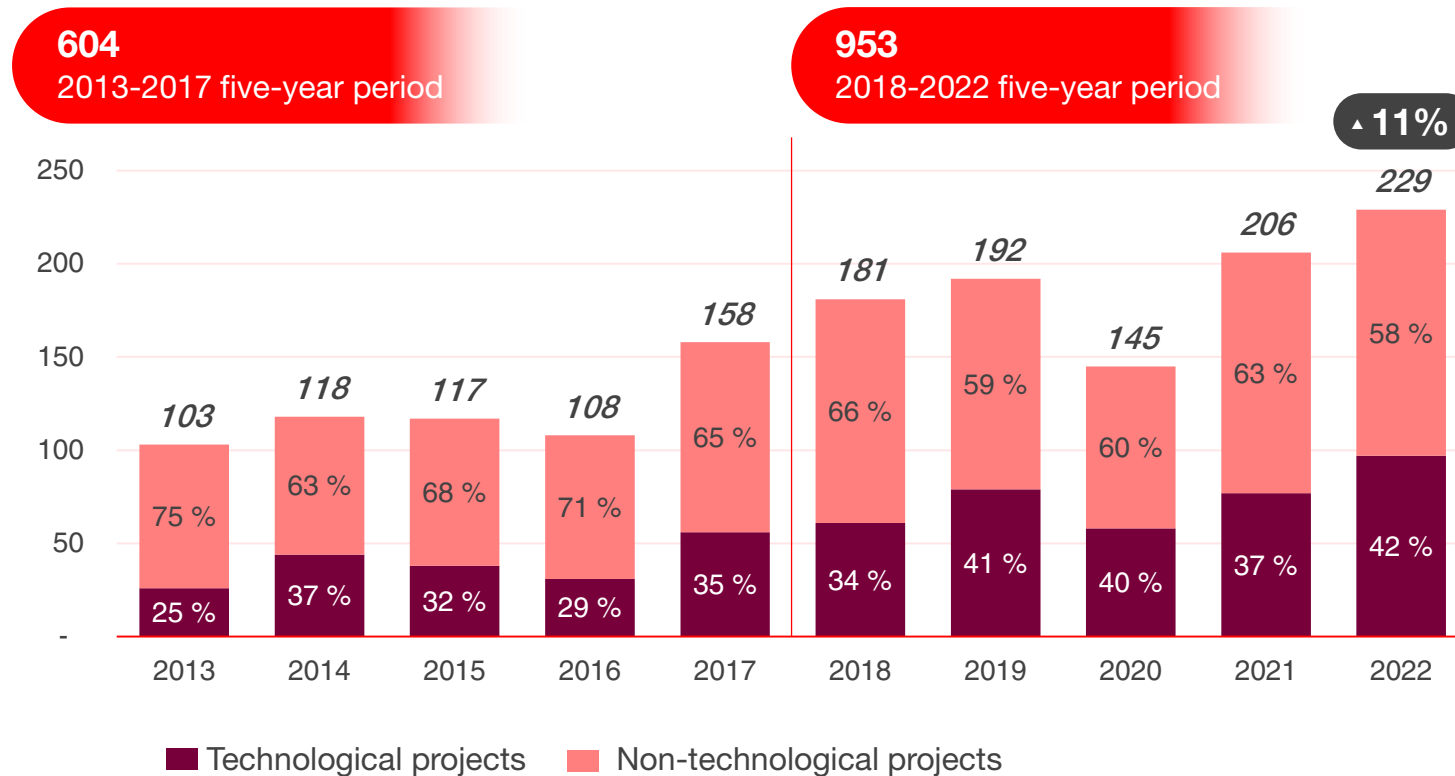


Foreign investment in Catalonia 2022

5. Foreign direct investment in Catalonia (fDi Markets data)

The number of FDI projects in Catalonia increased by almost 60% in the 2018-2022 period

Number of FDI projects received. 2013-2017 vs. 2018-2022

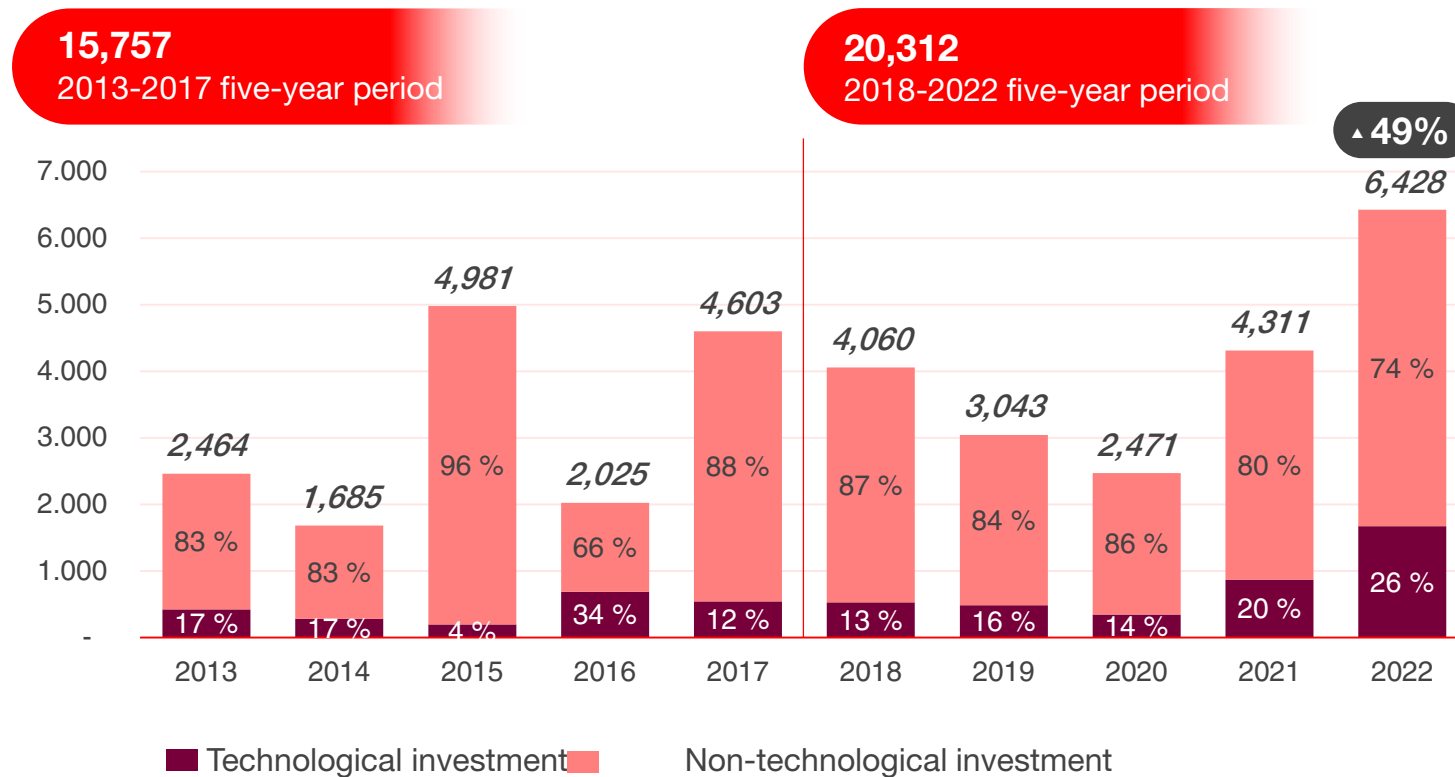


- The number of FDI projects received in Catalonia in the last five years (2018-2022) increased by 58% compared with the previous period (2013-2017).
- A dual record is registered in 2022. It was the year with the largest number of projects (229) and the highest proportion of technological projects (42%).

Source: ACCIÓ, based on fDi Markets data

The volume of FDI attracted by all of the projects showed year-on-year growth totaling 49% in 2022

Volume of investment. 2013-2017 vs. 2018-2022 (millions of euros)

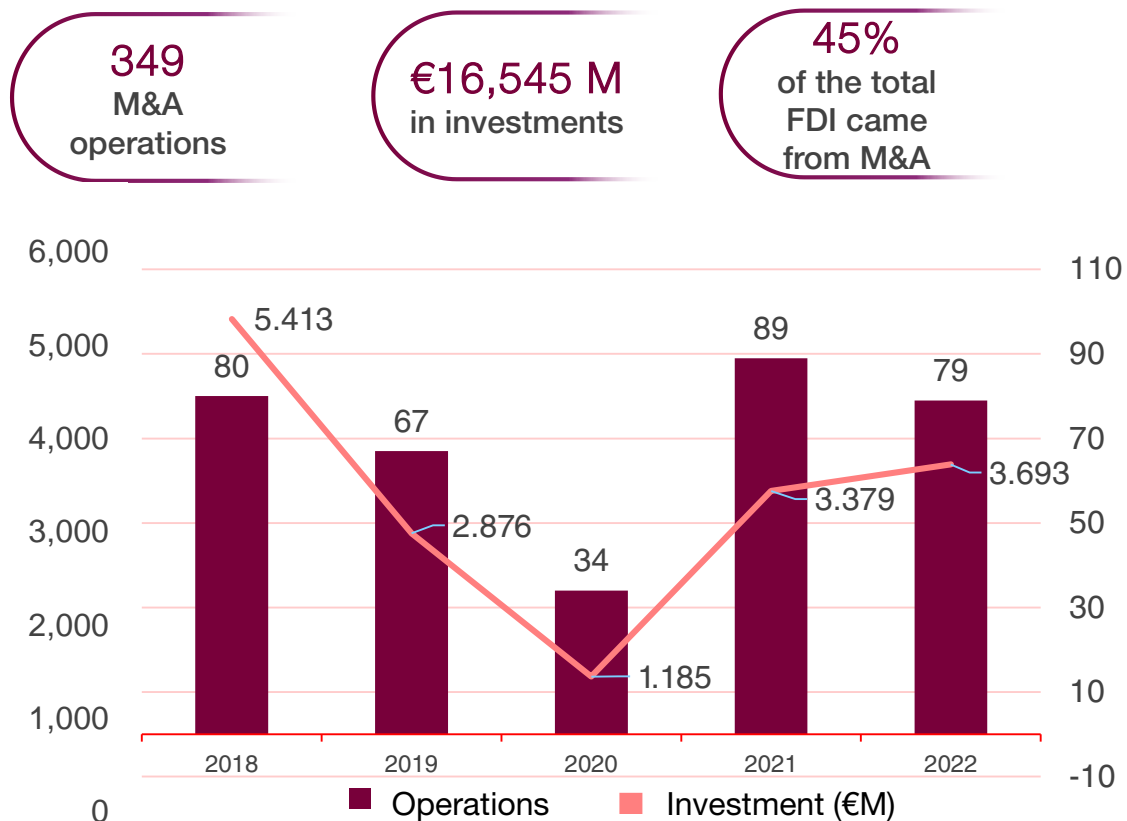


- A new record when it comes to attracting FDI was achieved in 2022 in the analyzed series. Moreover, the percentage of technological projects increased by 6 points, the second highest figure in the last ten years (2013-2022).

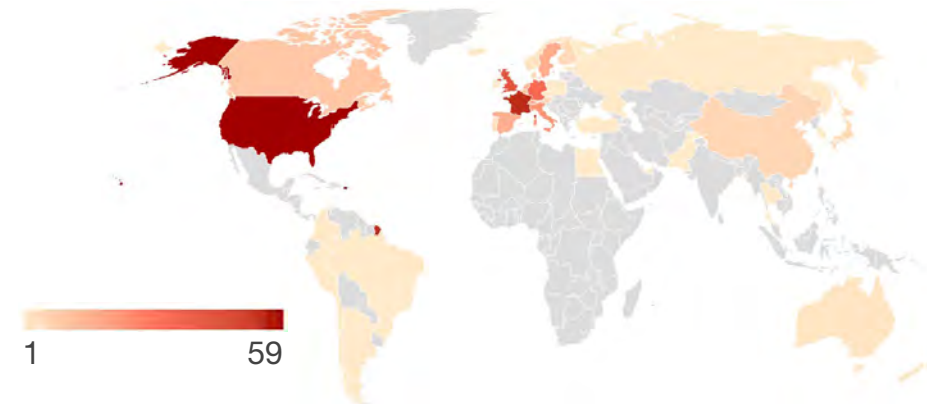
Source: ACCIÓ, based on fDi Markets data

The FDI linked to mergers and acquisitions was the second highest in the 2018-2022 series in 2022

Mergers and acquisitions in Catalonia. 2018-2022



Main countries of origin of mergers and acquisitions (M&A). 2018-2022



Top 5 countries. 2018-2022

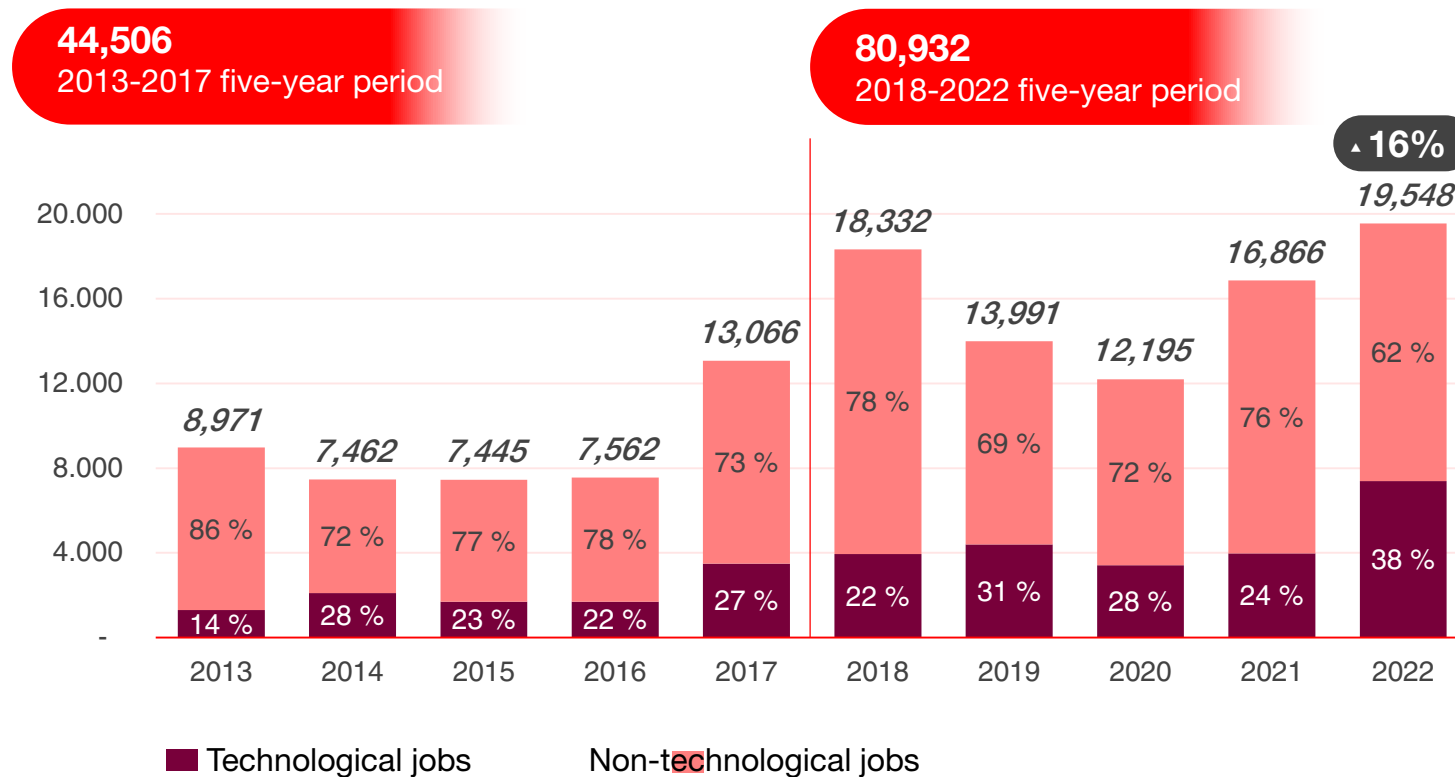
Country	Number of operations	% of the total
United States	59	16%
France	54	14%
United Kingdom	37	10%
Germany	34	9%
Italy	23	6%
Others	168	45%
Total	375*	100%

* More than one country of origin is involved in some operations.
 Source: ACTION, based on Orbis Crossborder, 2018-2022
 Investment data are available for 26% of the M&As. There are no data on jobs in relation to the M&A.

- Mergers and acquisitions maintained a good rate of growth after COVID-19, especially in terms of investment volume.

Talent recruitment through FDI in the 2018-2022 five-year period almost doubled the previous period

Jobs created. 2013-2017 vs. 2018-2022

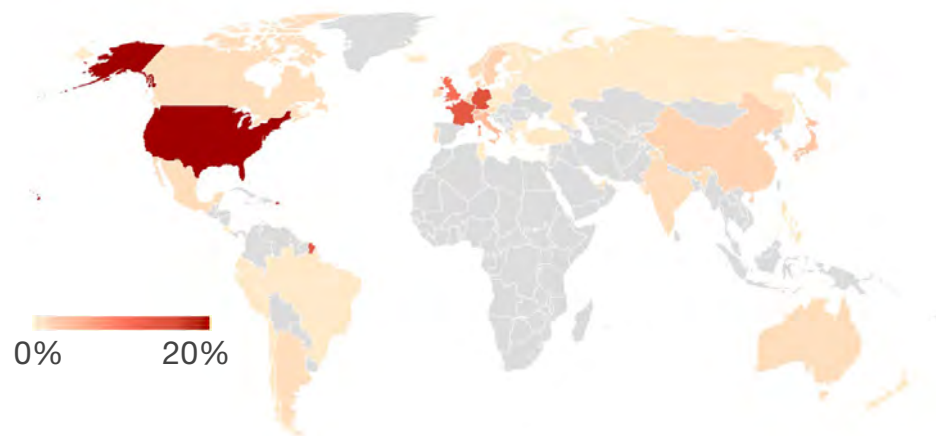


- FDI in Catalonia led to the creation of **80,932 jobs** in the 2018-2022 five-year period. This represented a **82% rise** with respect to the 2013-2017 period.
- **A dual record was registered** in 2022. Apart from being the year in which FDI created the most employment (19,548), the highest proportion of technological jobs was achieved (38%).

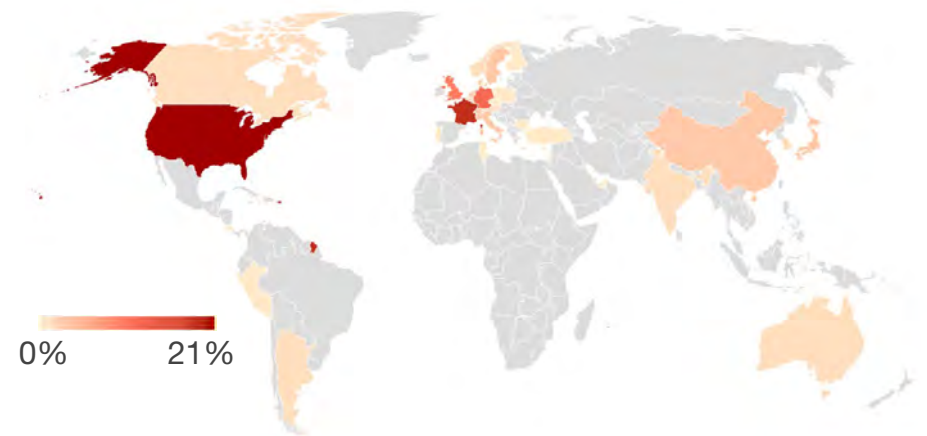
Source: ACCIÓ, based on fDi Markets data

The United States, France and Germany led FDI projects in Catalonia

Main countries of origin. 2018-2022



Main countries of origin. 2022



Top 5 countries. 2018-2022

	Country	Number of projects	% of the total
1	United States	188	20%
2	Germany	140	15%
3	France	138	14%
4	United Kingdom	102	11%
5	Switzerland	50	5%
	Others	335	35%
	Total	953	100%

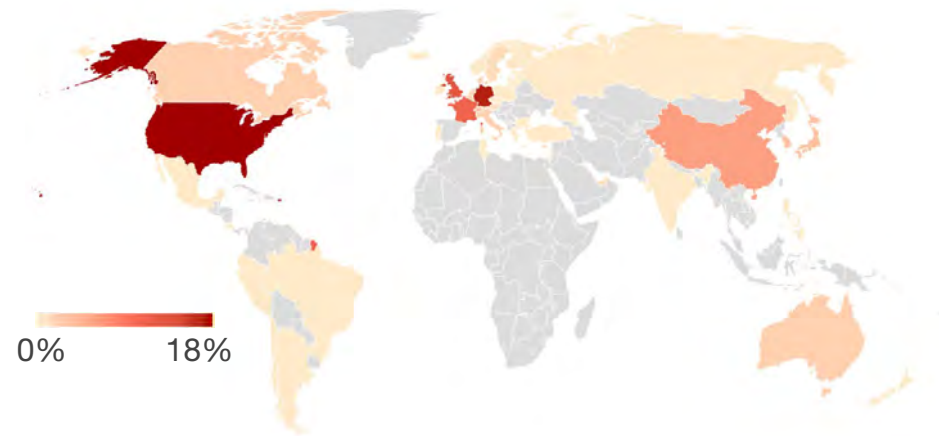
Top 5 countries. 2022

	Country	Number of projects	% of the total
1	United States	47	21%
2	France	43	19%
3	Germany	27	12%
4	United Kingdom	24	10%
5	Italy/Japan	8 (each)	3% (each)
	Others	72	32%
	Total	229	100%

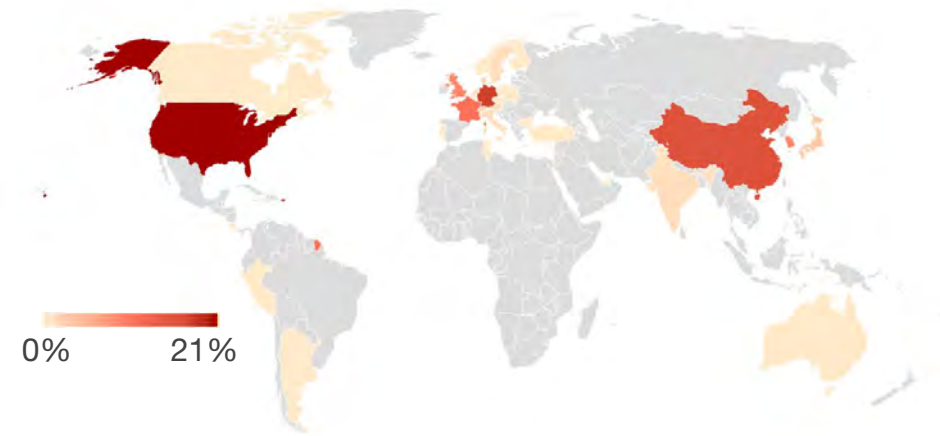
Source: ACCIÓ, based on fDi Markets data

The United States was behind a large part of the volume of FDI attracted in 2022

Main countries of origin. 2018-2022



Main countries of origin. 2022



Top 5 countries. 2018-2022

	Country	Investment volume (€M)	% of the total
1	United States	3,723	18%
2	Germany	3,428	17%
3	United Kingdom	2,619	13%
4	France	2,150	11%
5	China	1,164	6%
	Others	7,228	35%
	Total	20,312	100%

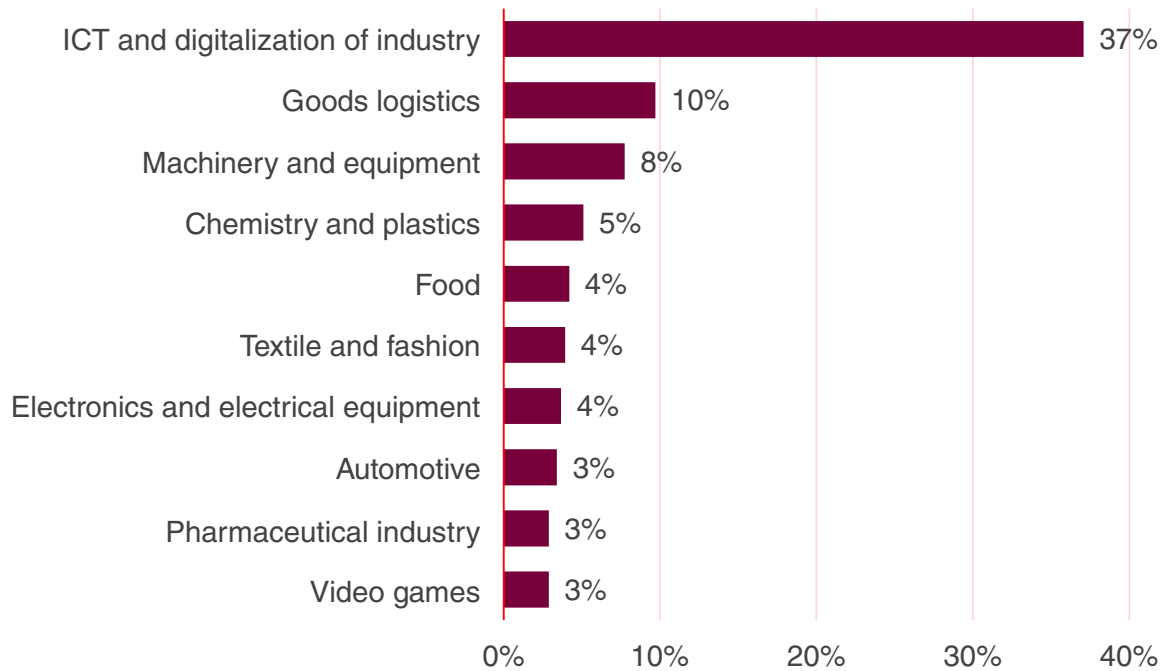
Top 5 countries. 2022

	Country	Investment volume (€M)	% of the total
1	United States	1,372	21%
2	Germany	1,168	18%
3	China	1,060	16%
4	France	696	11%
5	South Korea	581	9%
	Others	1,551	25%
	Total	6,428	100%

Source: ACCIÓ, based on fDi Markets data

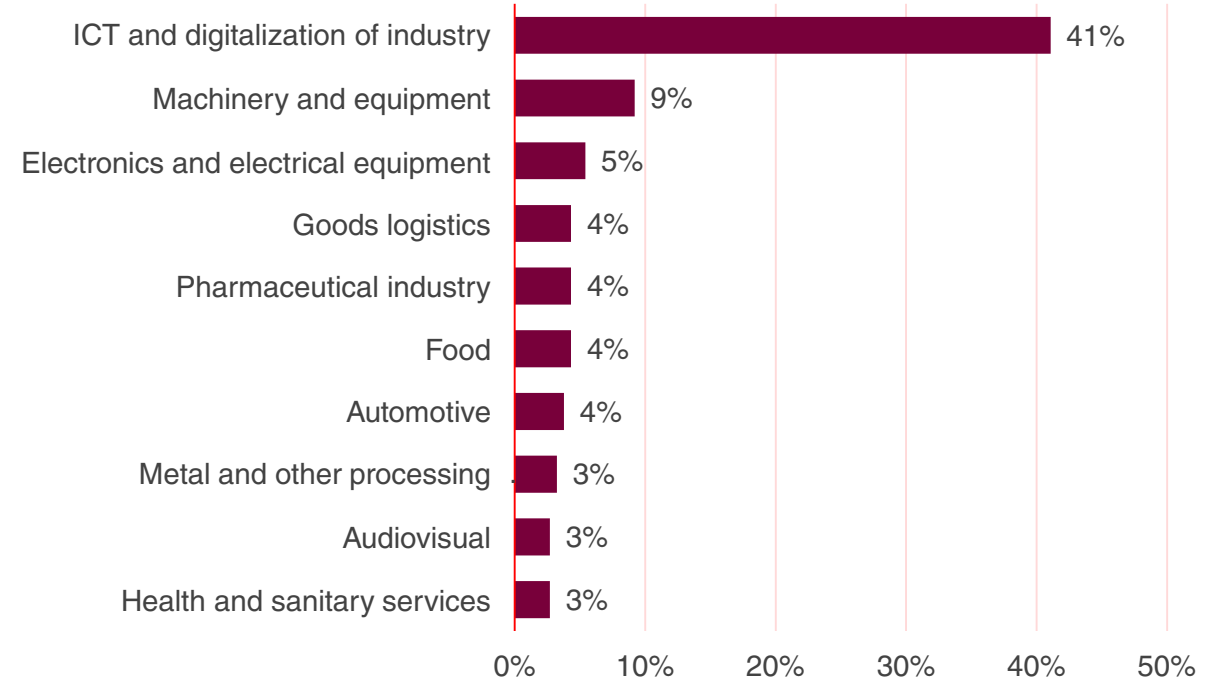
By the number of projects, the ICT sector and the digitization of industry led FDI in Catalonia

Foreign investment in Catalonia by sector. 2018-2022 (% of the total)



- In the 2018-2022 period, 37% of the FDI projects were in the **ICT sector and the digitization of industry**. Considerably more prominent than the other sectors.

Foreign investment in Catalonia by sector. 2022 (% of the total)

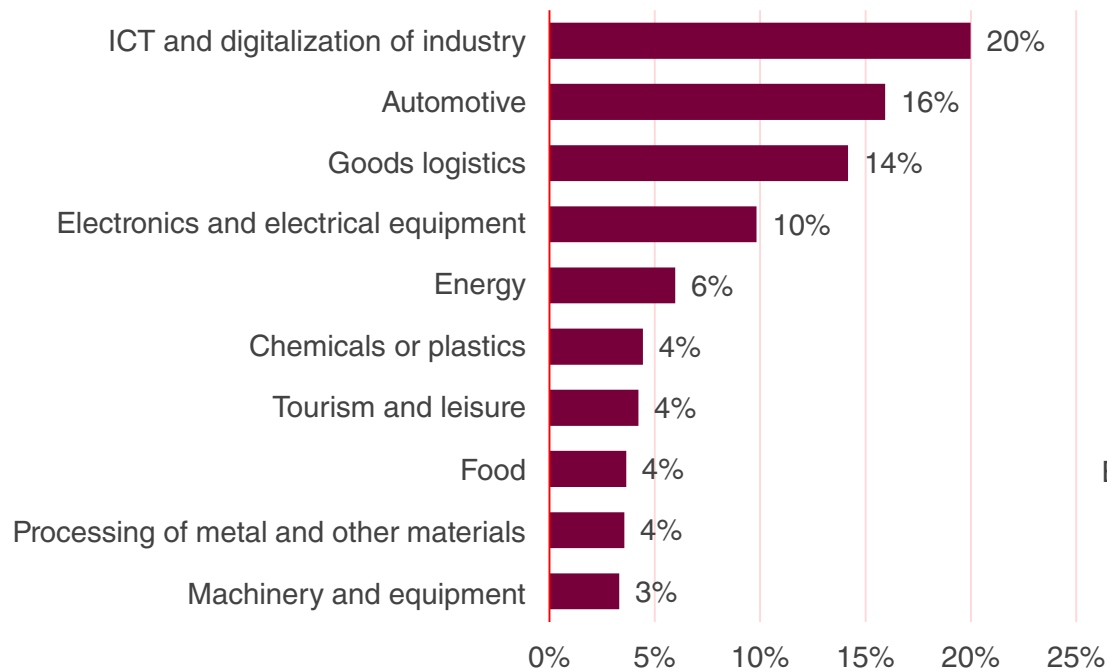


- In 2022, the **ICT sector and the digitization of industry** (41% of the FDI projects) attracted more projects than the sum total of the following nine sectors in the ranking combined.

Source: ACCIÓ, based on fDi Markets data

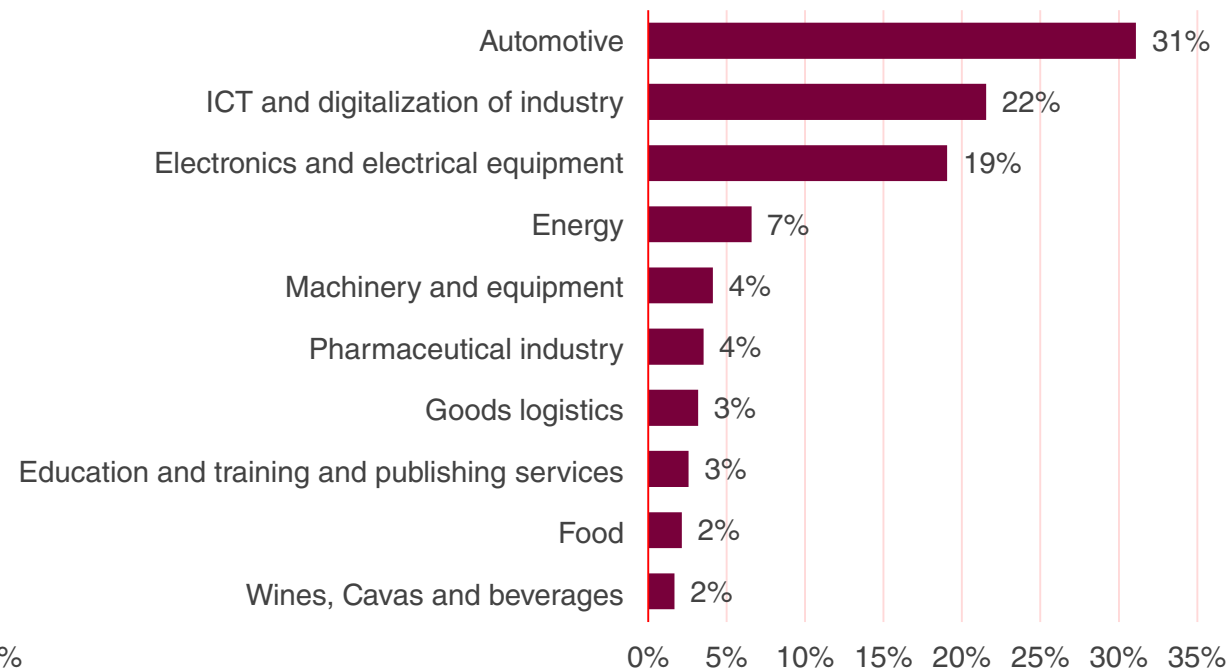
Over the last five years, the ICT sector and the digitization of industry attracted the largest volume of FDI

Foreign investment in Catalonia by sector. 2018-2022 (% of the total)



- In the 2018-2022 five-year period, the **ICT sector and the digitization of industry** accounted for 20% of the investment volume received in Catalonia.

Foreign investment in Catalonia by sector. 2022 (% of the total)



- In 2022, the **automotive sector** attracted the largest volume of investment (31%). It was followed by the ICT sector and the digitization of industry (22%).

Source: ACCIÓ, based on fDi Markets data

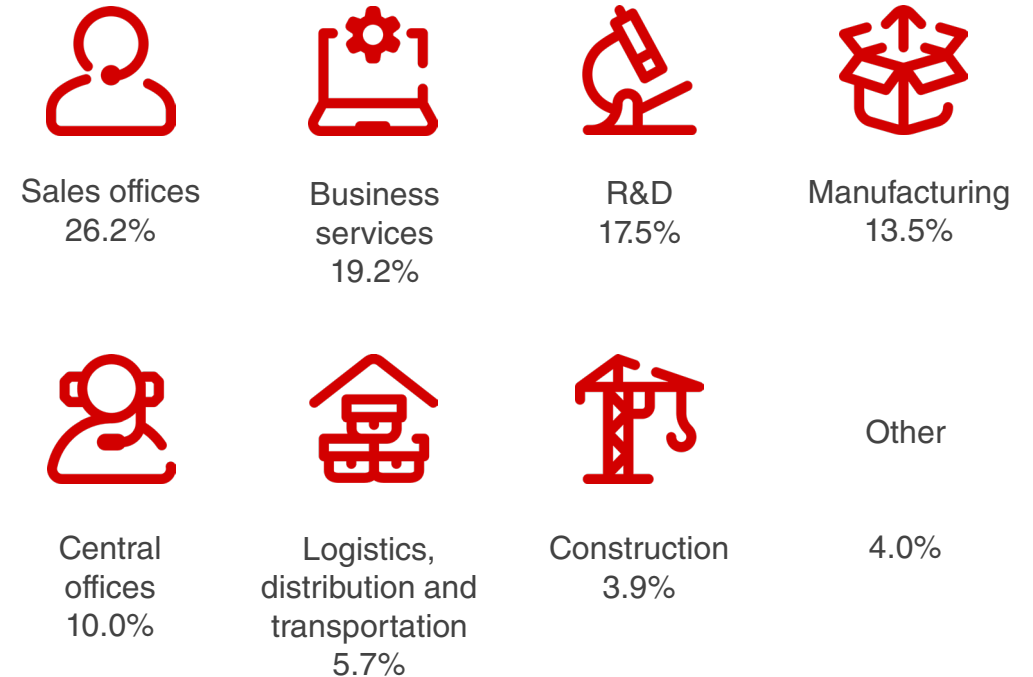
Projects to set up sales offices were the most numerous in Catalonia

Value chain of investment projects by no. of projects 2018-2022



- In the 2018-2022 five-year period, Catalonia received **156 R&D projects** (16.4% of the total) and it **led the State**. It was followed by the Madrid, with 65 projects.

Value chain of investment projects by no. of projects 2022

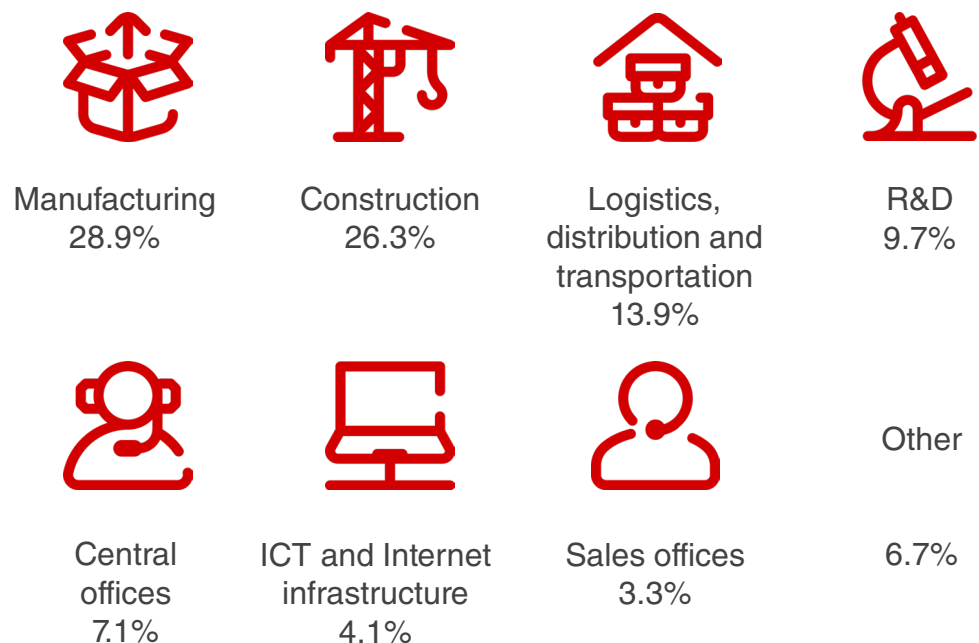


- In 2022, FDI projects for **sales offices** (26.2%), **business services** (19.2%) and **R&D** (17.5%) made up 62.9% of the total.

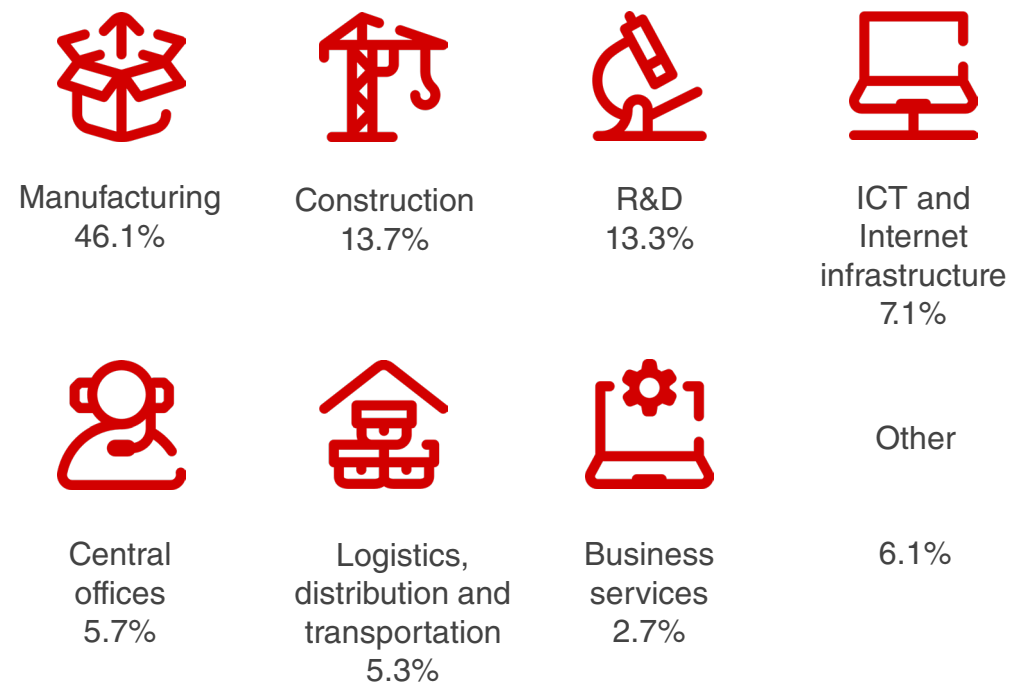
Source: ACCIÓ, based on fDi Markets data

42.8% of the capital attracted in the 2018-2022 period was for industrial and logistical activities

Value chain of investment projects by Capex. 2018-2022



Value chain of investment projects by Capex. 2022

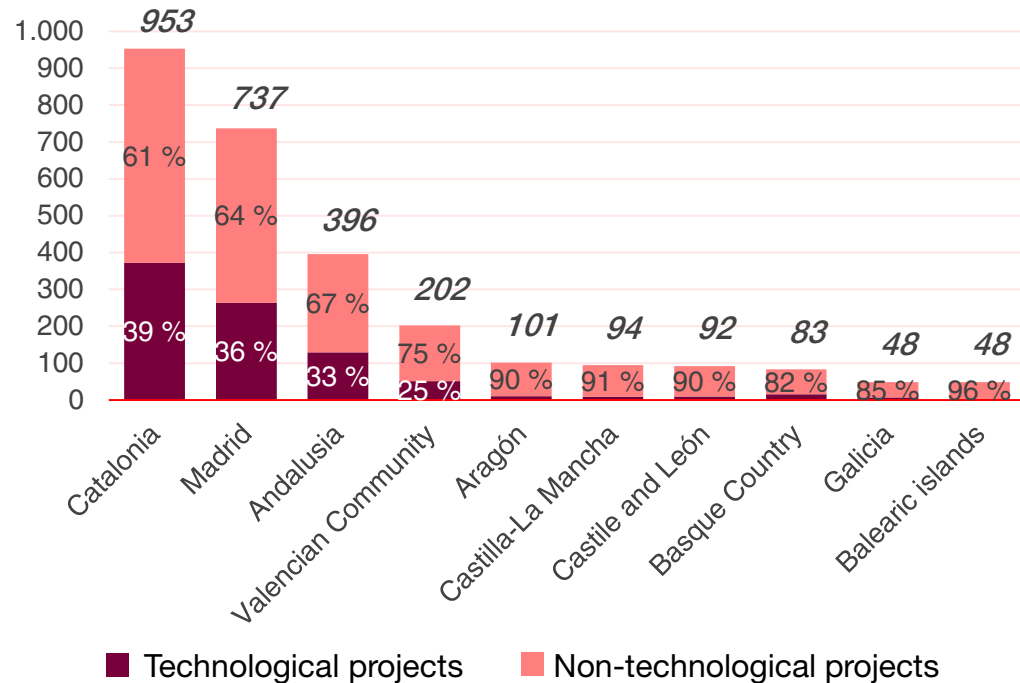


- In the 2018-2022 period, 28.9% of the capital attracted was geared towards **industrial activities**. This was followed by investments in construction activities (26.3%) and logistics (13.9%).
- **Industrial and logistical activities** received 51.4% of the total FDI in Catalonia in 2022. They therefore accounted for more than half of the total invested.

Source: ACCIÓ, based on fDi Markets data

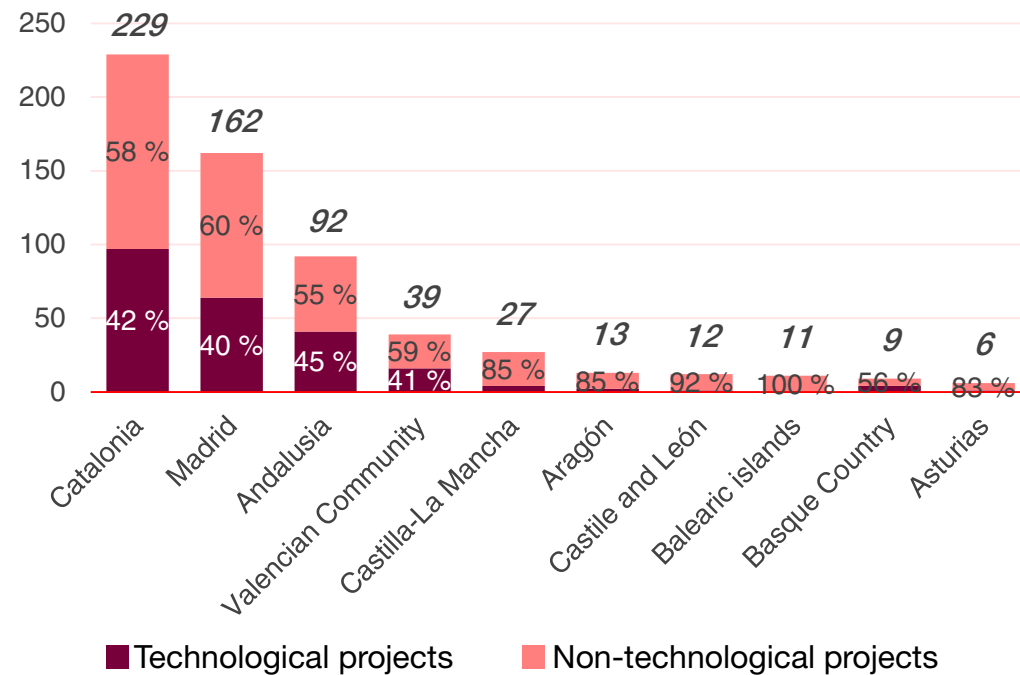
Catalonia was the leader in Spain in attracting FDI projects in the 2018-2022 period

FDI projects by main recipient regions. 2018-2022



- Catalonia was the **leading region in Spain**, with 953 FDI projects over the last five years and the largest number of technological projects in the State (372, 39% of the total).

FDI projects by main recipient regions. 2022

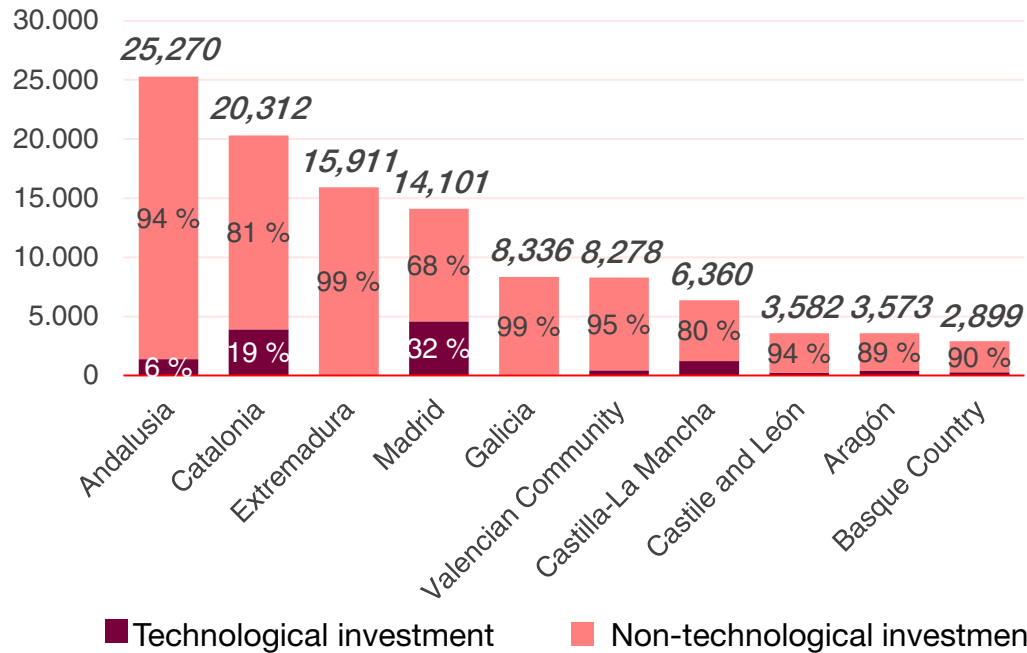


- In 2022, Catalonia was the top **region in Spain** in terms of the number of FDI projects (229). Specifically, it hosted 41.4% more than the second destination.

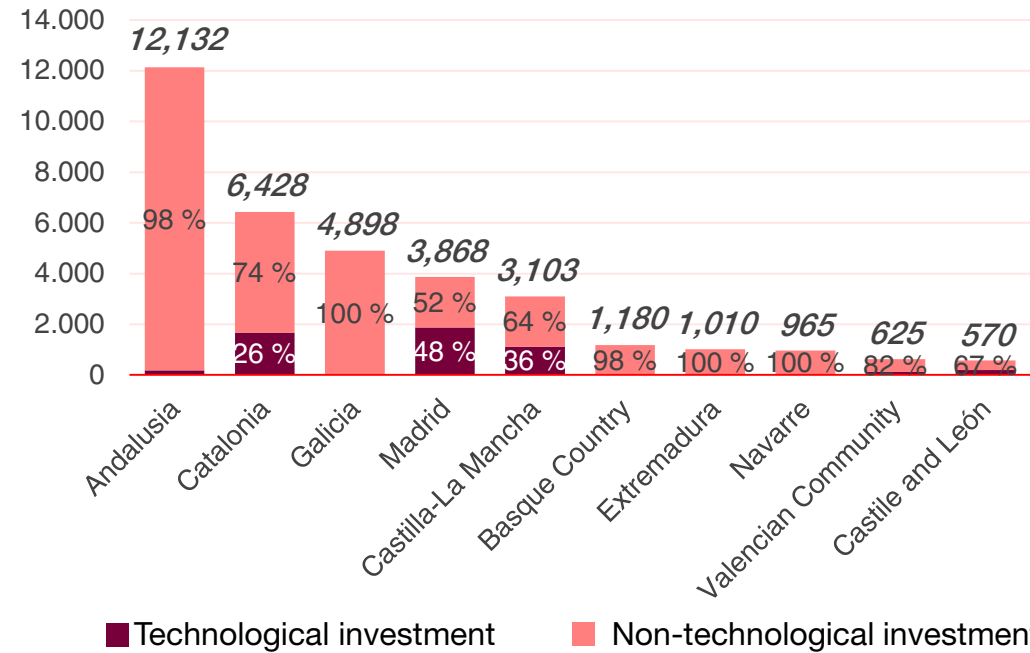
Source: ACCIÓ, based on fDi Markets data

Catalonia was one of the main FDI destinations in Spain in the 2018-2022 period

Volume of investments by main recipient regions (€M). 2018-2022



Volume of investments by main recipient regions (€M). 2022

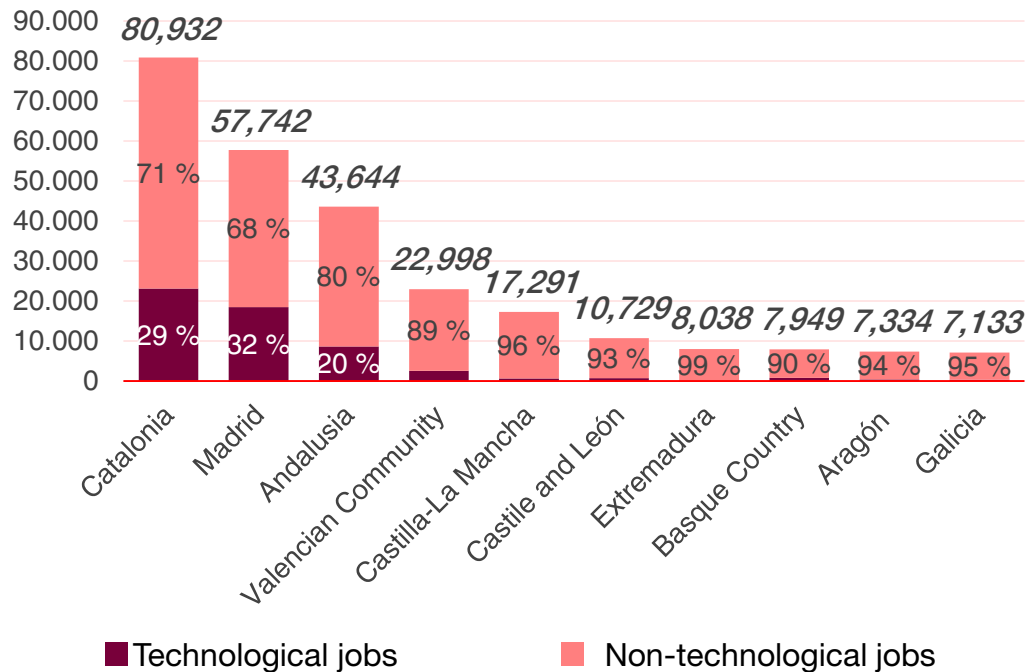


- With a figure totaling €20,312 M, Catalonia was the **second most successful destination for FDI in Spain**. It was also the region with the second highest volume of technological investment (€3,909 M).

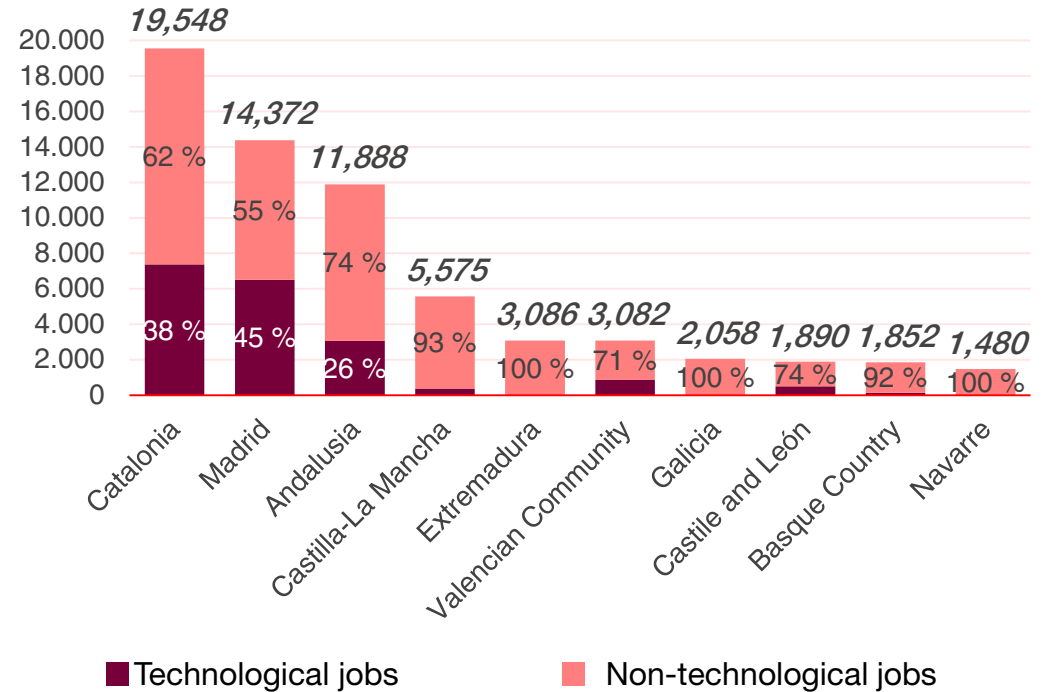
- In 2022, Catalonia accumulated €6,428 M of FDI and it was the **second most successful recipient region in the State**. It was also second in terms of technological investment volume (€1,675 M).

Catalonia, leader in Spain in FDI-based job creation in the 2018-2022 five-year period

Jobs created by main recipient regions. 2018-2022



Jobs created by main recipient regions. 2022



- Catalonia was the **leading region in the generation of employment through FDI** (80,932), in addition to being the leading region in the creation of technological jobs

- FDI in Catalonia created 19,548 jobs in 2022. It was the **leading region in terms of jobs generated**, with 36.0% more than the next region.

Catalonia was the third region in Western Europe in job creation through FDI

Foreign investment projects in Western Europe by recipient region. 2018-2022

	Region	Jobs	Projects	Investment volume (€M)
1	South-East England	120,731	2,698	44,160.4
2	Ireland	104,172	1,223	63,038.1
3	Catalonia	80,932	953	20,312.4
4	Portugal	62,840	714	19,643.3
5	Community of Madrid	57,742	737	14,101.0
6	Île-de-France	55,591	1,602	20,390.5
7	Western Netherlands	52,843	1,021	25,602.6
8	North Rhine-Westphalia	43,653	1,246	15,431.5
9	Andalusia	43,644	396	25,270.2
10	Scotland	34,512	487	87,847.4
	Others	944,379	15,162	546,380.2
	Total Western Europe	1,601,039	26,239	882,177.6

- In the 2018-2022 period, Catalonia was the **third most successful region in Western Europe** in terms of the number of jobs created.

Foreign investment projects in Western Europe by recipient region. 2022

	Region	Jobs	Projects	Investment volume (€M)
1	Ireland	25,901	299	21,933.9
2	South-East England	25,081	488	7,271.5
3	Catalonia	19,548	229	6,427.7
4	Portugal	19,079	240	4,327.7
5	Community of Madrid	14,372	162	3,867.7
6	Scotland	13,047	105	54,740.5
7	Andalusia	11,888	92	12,132.0
8	Western Netherlands	9,555	205	5,787.2
9	North West England	9,343	61	4,305.2
10	Île-de-France	7,681	196	2,864.8
	Others	228,287	3,173	133,847.5
	Total Western Europe	383,782	5,250	257,505.7

- In 2022, Catalonia occupied the **third position in Western Europe** in terms of job creation.

Source: ACCIÓ, based on fDi Markets data. Classification by jobs created

Barcelona is the third most successful city in Western Europe in terms of FDI-based job creation

37

Foreign investment projects in Western Europe by recipient city. 2018-2022

	Region	Jobs	Projects	Investment volume (€M)
1	London	87,040	2,269	27,491.0
2	Dublin	53,939	649	22,724.3
3	Barcelona	43,054	631	8,832.2
4	Madrid	38,996	622	8,424.7
5	Paris	28,509	1,194	10,048.2
6	Amsterdam	27,931	637	13,990.9
7	Lisbon	24,200	304	4,829.8
8	Berlin	19,819	899	4,440.9
9	Frankfurt am Main	12,387	410	5,635.5
10	Milan	12,075	316	4,254.7
	Others	1,253,089	18,308	771,445.4
	Total Western Europe	1,601,039	26,239	882,177.6

- In the 2018-2022 period, Barcelona was in **third position in Western Europe** in terms of the number of jobs generated.

Foreign investment projects in Western Europe by recipient city. 2022

	Region	Jobs	Projects	Investment volume (€M)
1	London	18,720	424	4,447.9
2	Dublin	11,627	134	4,085.2
3	Barcelona	11,063	158	3,084.7
4	Madrid	10,476	138	2,347.7
5	Lisbon	7,759	104	1,139.5
6	Amsterdam	4,944	145	2,819.4
7	Berlin	4,311	194	904.6
8	Manchester	4,100	31	714.5
9	Porto	3,878	48	589.6
10	Paris	3,761	158	1,708.6
	Others	303,143	3,716	235,664
	Total Western Europe	383,782	5,250	257,505.7

- In 2022, Barcelona was the **third most successful city in Western Europe** in terms of job creation.

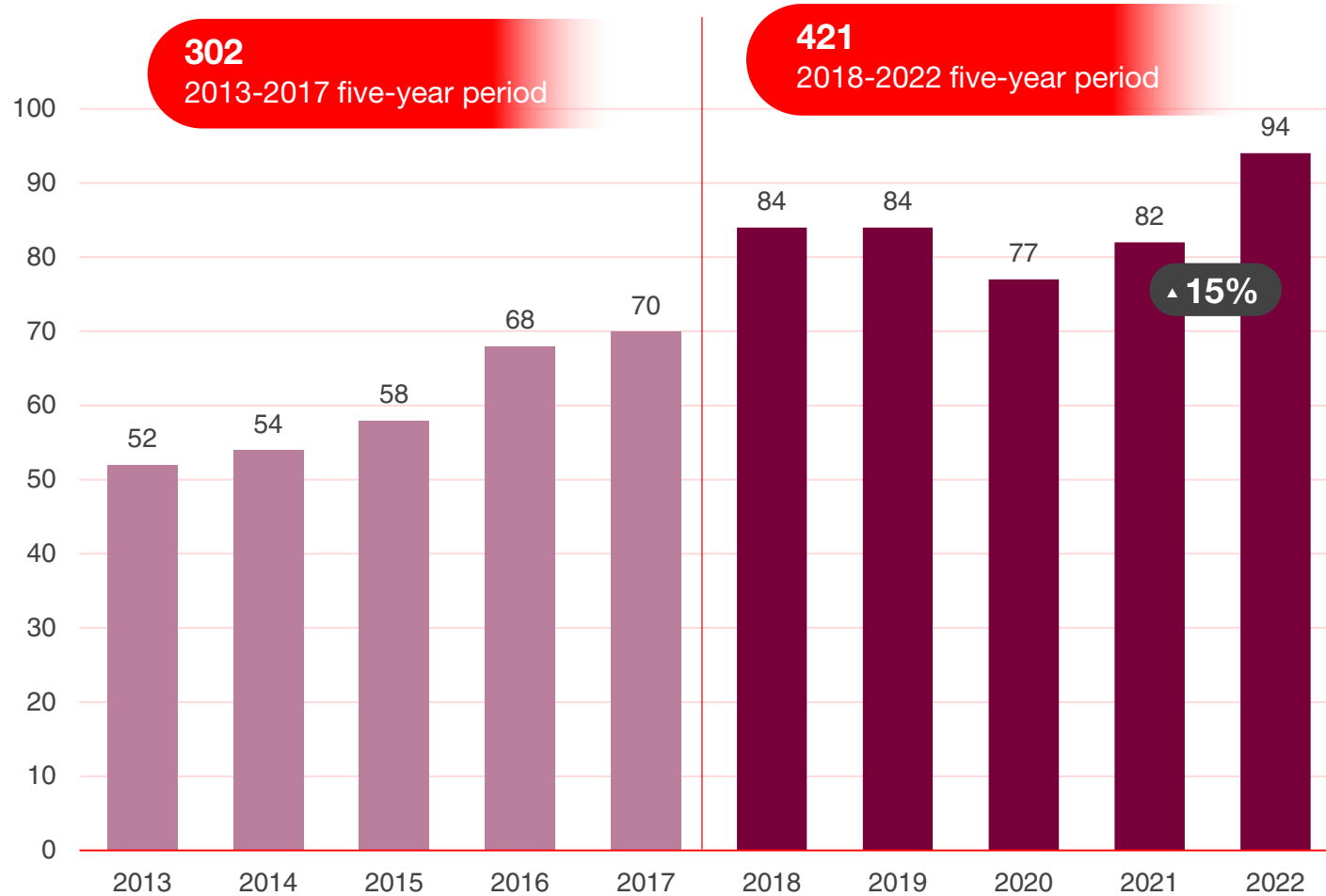
Source: ACCIÓ, based on fDi Markets data. Classification by jobs created

Foreign investment in Catalonia 2022

6. Foreign investment attracted with the support of Catalonia Trade & Investment

Historical record for investment projects implemented with the support of ACCIÓ in 2022, with a 15% year-on-year increase

Projects implemented by year and in the 2013-2022 five-year period

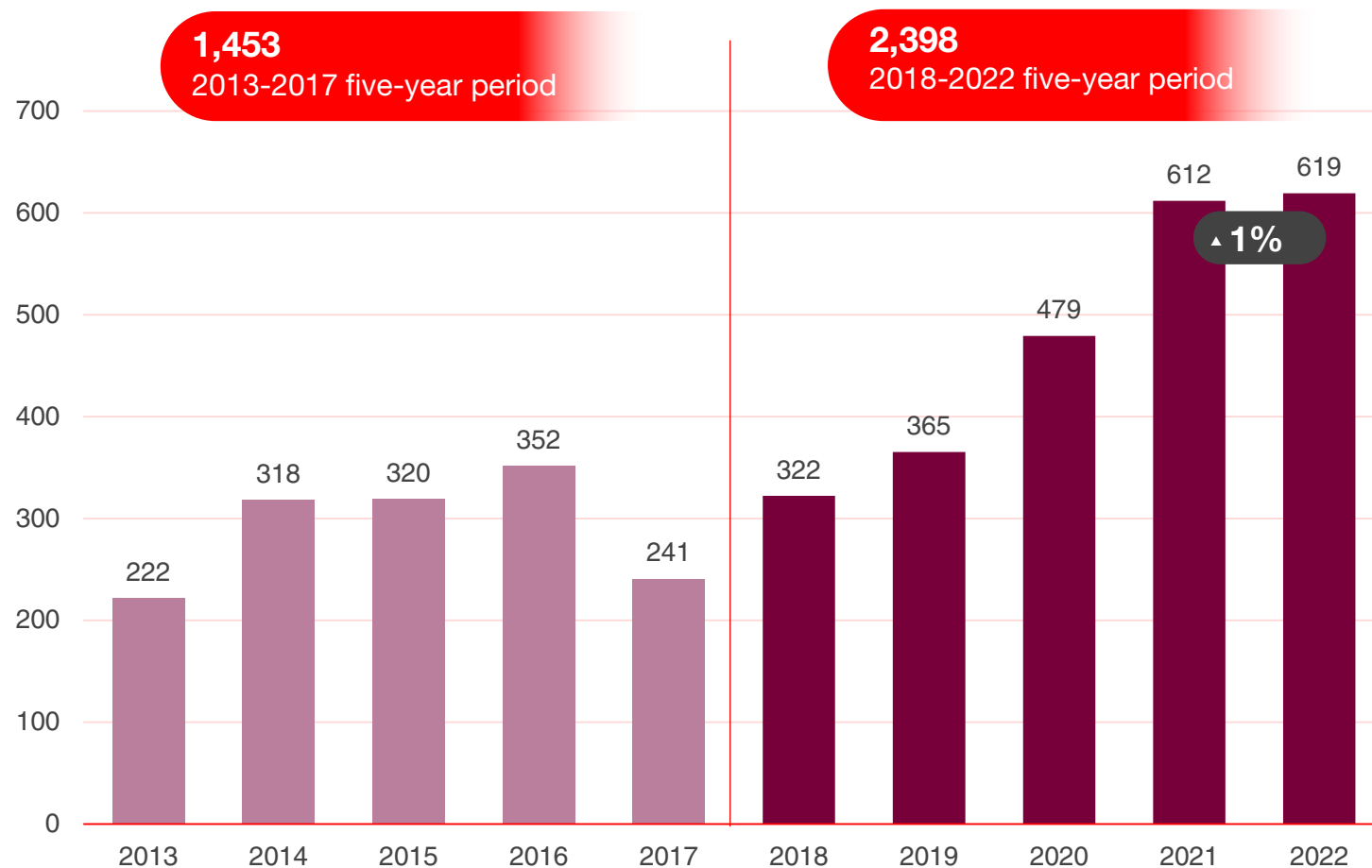


- The number of investment projects implemented with the support of ACCIÓ increased by 39% in the 2018-2022 five-year period with respect to the previous five-year period.



The volume of investment attracted in 2022 totaled €619 M, the highest figure in the historical series

Investment volume of projects implemented by year and 2013-2022 five-year periods in millions of euros

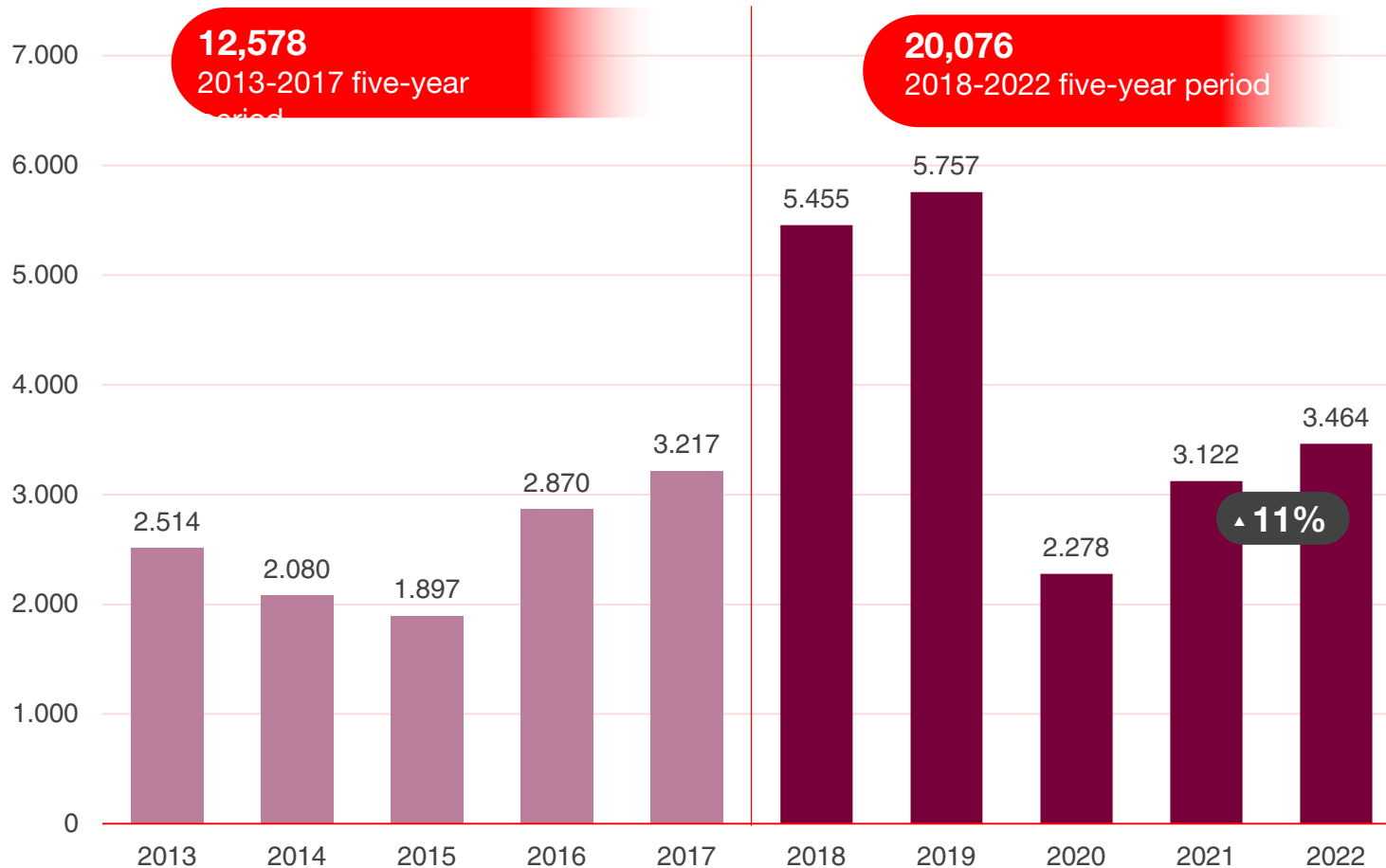


- The investment volume attracted in the 2018-2022 five-year period increased by 65% with respect to the previous five-year period.



More than 20,000 jobs were created through the investment projects implemented between 2018 and 2022

Employment created through investment projects implemented by year and 2013-2022 five-year periods

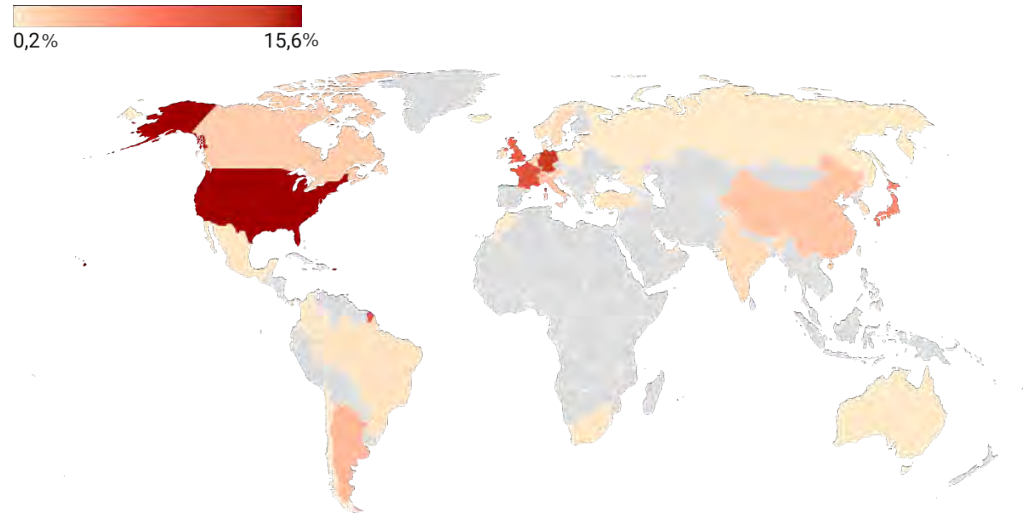


- The employment created through the investment projects implemented in the 2018-2022 five-year period was **60%** higher than in 2013-2017.



The United States, Germany, France and the United Kingdom were the most dynamic investors in the five-year period in terms of projects implemented

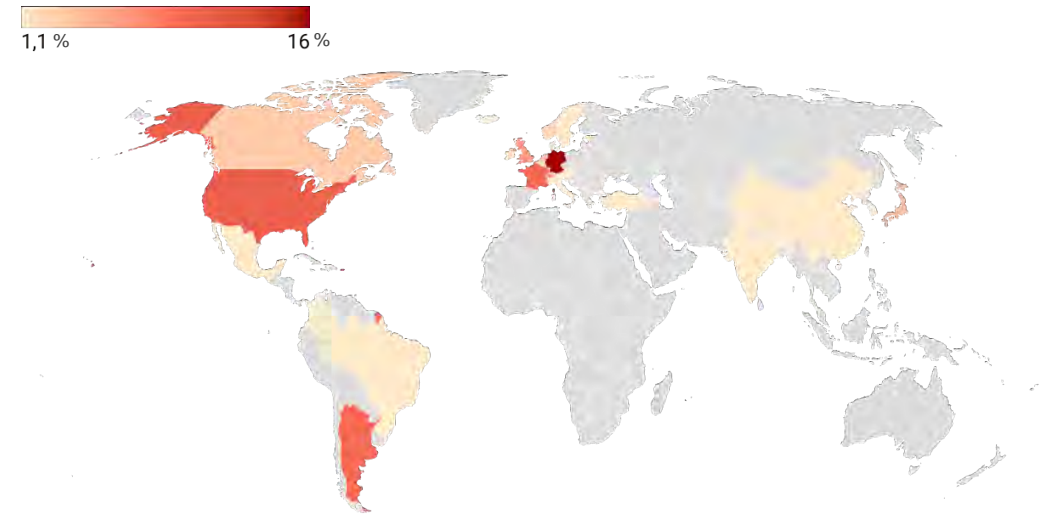
Projects implemented according to the country of origin of the capital.
2018-2022



Top 5 countries. 2018-2022

Country	Projects	% of the total
United States	65	16%
Germany	57	14%
France	48	12%
United Kingdom	41	10%
Japan	34	7%
Others	176	42%
Total	421	100%

Projects implemented according to the country of origin of the capital.
2022

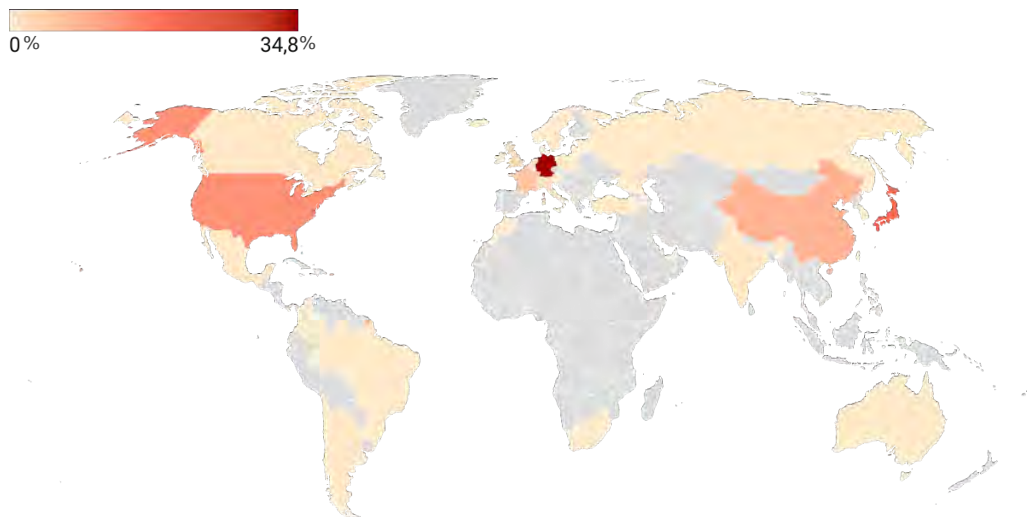


Top 5 countries. 2022

Country	Projects	% of the total
Germany	15	16%
United States	10	11%
France	9	10%
Argentina	9	10%
United Kingdom	6	6%
Switzerland	6	6%
Others	45	48%
Total	94	100%

Japan, Germany, the United States and China were the main countries in terms of investment volume

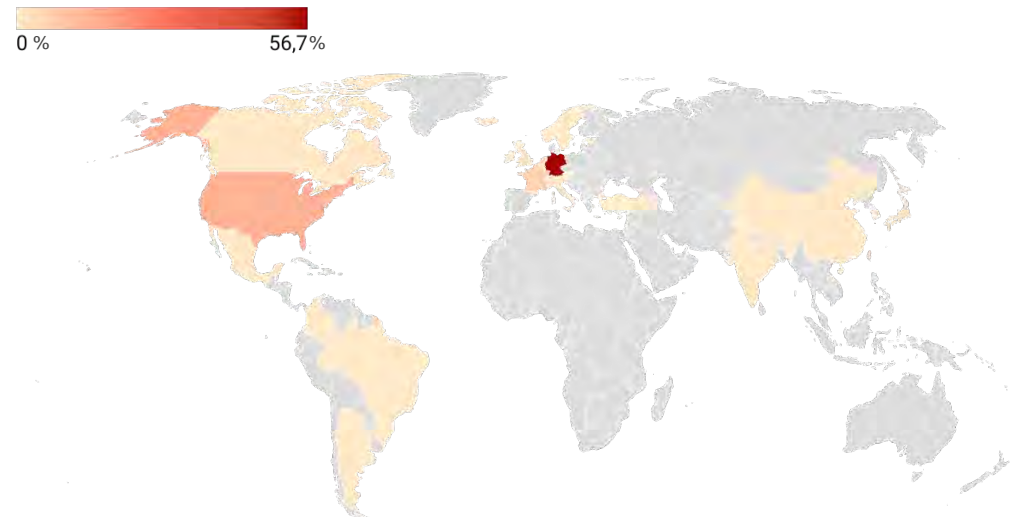
Investment volume of the projects implemented according to the country of origin of the capital. 2018-2022



Top 5 countries. 2018-2022

Country	Investment volume (€M)	% of the total
Germany	834	35%
Japan	481	20%
United States	329	14%
China	203	8%
France	136	6%
Others	416	17%
Total	2,398	100%

Investment volume of the projects implemented according to the country of origin of the capital. 2022




Top 5 countries. 2022

Country	Investment volume (€M)	% of the total
Germany	351	57%
United States	87	14%
France	37	6%
Netherlands	32	5%
Japan	14	2%
Others	80	13%
Total	619	100%

The ICT and digital transformation sector leads the projects implemented


Top 5 projects implemented by sectors. 2018-2022

(% of the total - main sectors)



Top 5 projects implemented by sectors. 2022

(% of the total - main sectors)

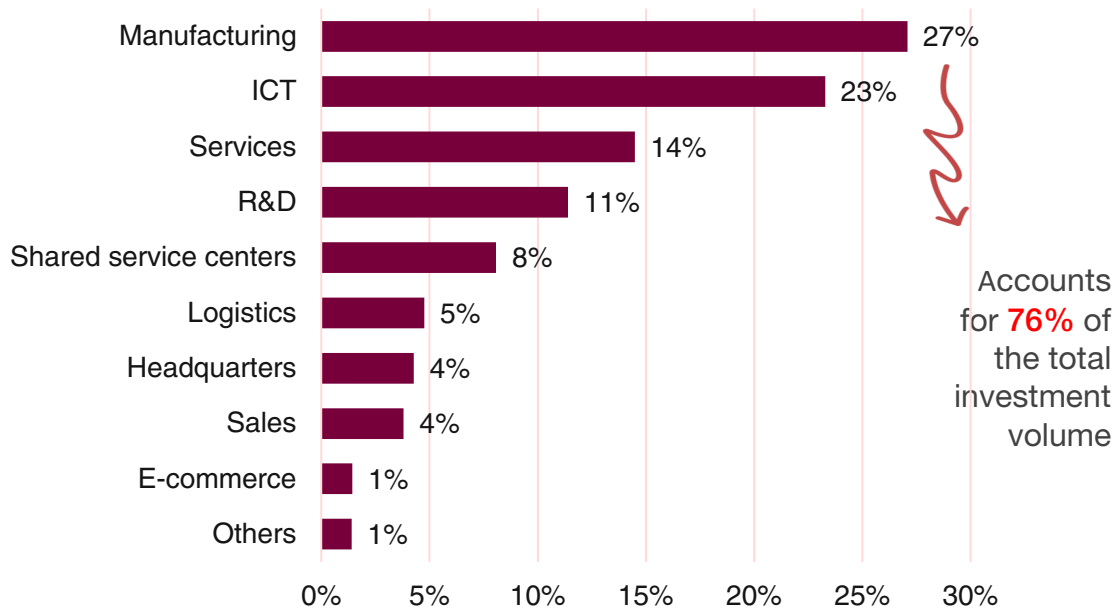


- A balance between the traditional and emerging sectors can be observed, both in 2022 and in the 2018-2022 five-year period as a whole.
- In 2022, traditional sectors such as chemicals and plastics and food also stand out.

Industrial projects are the ones with the greatest presence, accounting for 85% of the investment volume in 2022

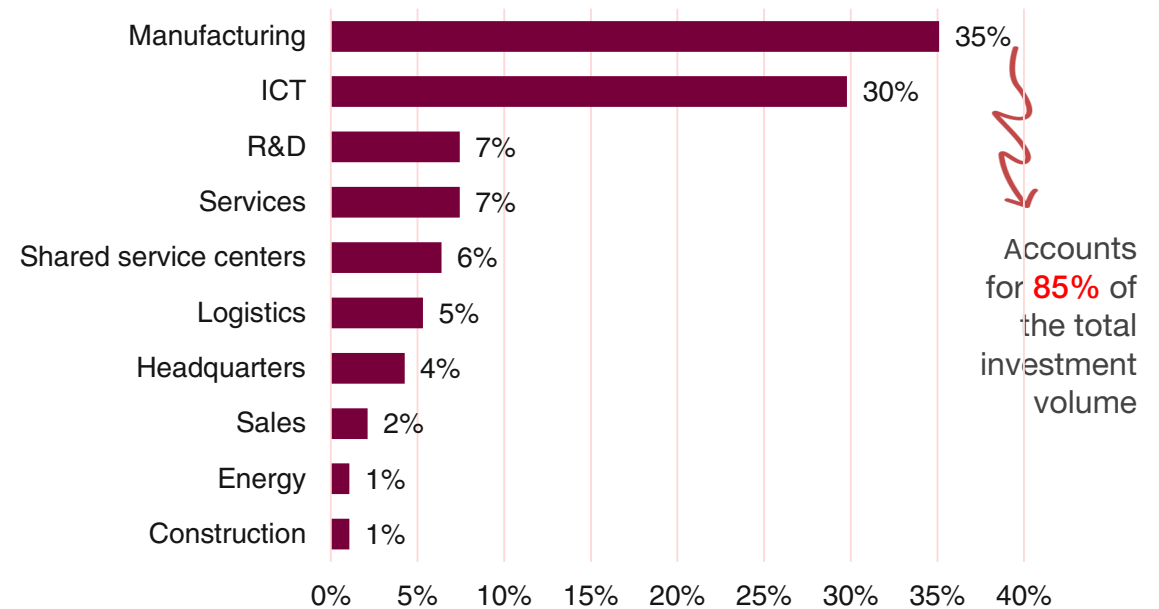
Number of projects by value chain. 2018-2022

(% of the total)



Number of projects by value chain. 2022

(% of the total)

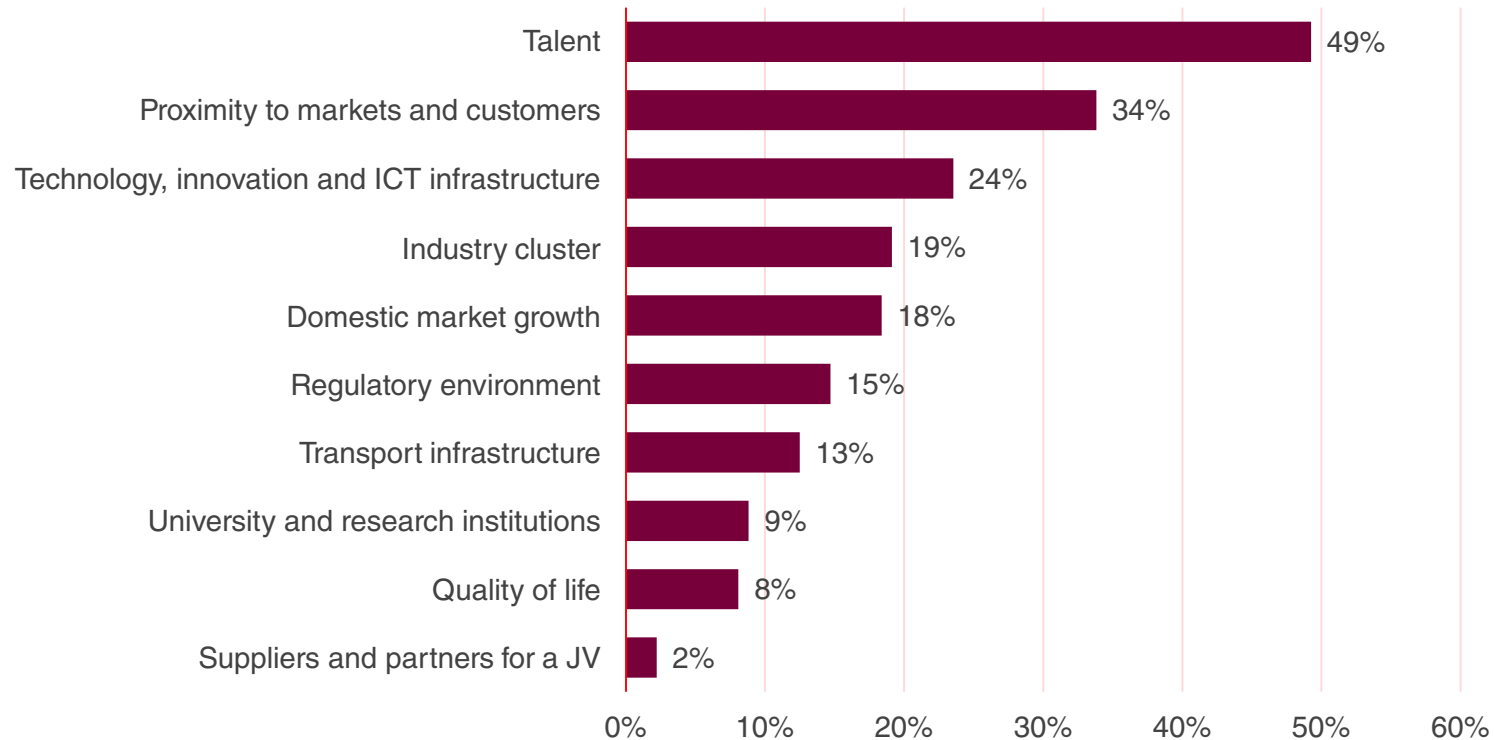


- The value chains for manufacturing, ICT, R&D and services are the predominant ones both in 2022 and throughout the five-year period.
- There were a high number of knowledge-intensive projects: the ICT and R&D value chains accounted for almost 40% of the projects implemented in 2022.

7. Reasons for investing in Catalonia

The availability of talent has been a decisive criterion in attracting FDI to Catalonia


Reasons for FDI and determinant factors in Catalonia. 2018-2022 (% of the total)



- In the 2018-2022 period, foreign companies have highlighted the **concentration of available talent** and the **strategic geographical situation** as the main reasons for investing in Catalonia.
- In fact, **almost half of the FDI projects** for which data are available recognized Catalonia as an important talent hub.

Source: ACCIÓ, based on fDi Markets data
Information was available for 14% of the FDI projects in Catalonia

INVESTMENT



- Catalonia is the region with the best investment attraction strategy in Europe in 2022/2023 (fDi European Cities and Regions of the Future 2022/2023).
- Catalonia was the seventh most attractive region in the world for receiving investments (Global Cities Investment Monitor, 2022).
- Barcelona was ninth in the ranking of the most attractive global cities (Global Cities Investment Monitor, 2021).

TECHNOLOGY



- Barcelona was the second favorite startup hub in the EU for founders who set up new companies (Startup Heatmap Europe Report 2022).
- Catalonia was the fifth most digitized region in the EU, after Denmark, Finland, Sweden and the Netherlands (Digital Economy and Society Index (DESI) 2021, European Commission).
- Barcelona was the fifth most successful city in Europe in attracting technological investment (Cushman & Wakefield, 2021).

TALENT

























- Barcelona was the ninth most popular city in the world for foreigners to work in, after London, Amsterdam, Dubai, Berlin, Abu Dhabi, Tokyo, Singapore and New York.
- Barcelona was the 9th-ranked city in the world in terms of the greatest capacity to attract highly skilled workers (Global Power City Index, 2022).
- The full-time MBA programs of the IESE (3rd), ESADE (7th) and EADA (8th) rank among the 10 best in Europe (The Economist, 2022).

Foreign investment in Catalonia 2022

8. Main foreign investments in Catalonia in 2022

Main foreign investments announced in Catalonia by investment volume, 2022



























		Iljin will open a battery factory in Mont-roig del Camp	€600 M	500 jobs	Automotive	 
		Aquila Capital will set up a data center in Cerdanyola del Vallès	€300 M	300 jobs	Finance and insurance	
		Intel to open a computing laboratory in Barcelona	€200 M	300 jobs	Supercomputing	 
		Nestlé to invest in increasing production in Girona (spray dry technology)	€100 M	136 jobs	Food	 
		AGC, the pharmaceutical company, to expand its factory in Malgrat de Mar	€90 M	100 jobs	Pharmaceutical industry	 
		Interxion will open its first data center in Catalonia	€86.1 M	51 jobs	ICT and digitization of industry	
		Netskope has launched a new data center	€76 M	46 jobs	Water	

Source: ACCIÓ, based on investments made public in 2022 in the press, fDi Markets, Orbis Zephyr and Orbis Crossborder

Main foreign investments announced in Catalonia by jobs created, 2022



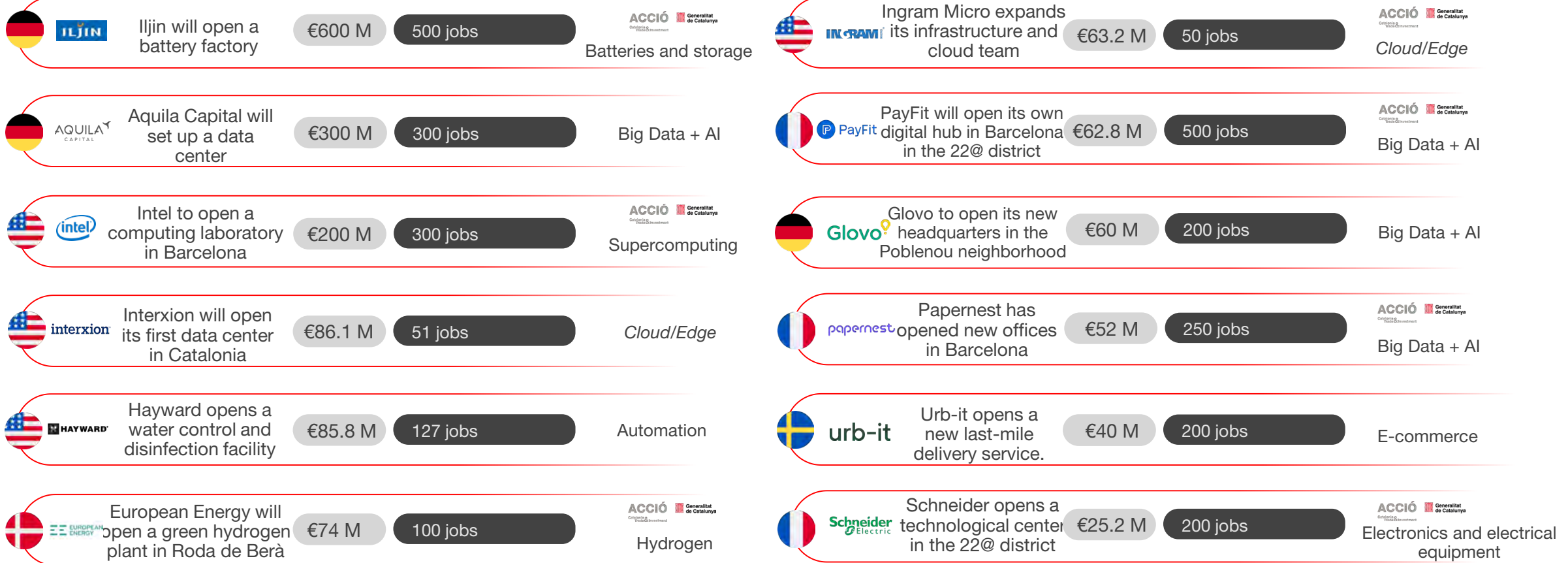
		Iljin will open a battery factory in Mont-roig del Camp	€600 M	500 jobs	Automotive	 
		PayFit technology is installed in the 22@ district in Barcelona	€62.8 M	500 jobs	Finance and insurance	 
		NTT Data expands the workforce of its Barcelona offices.		500 jobs	Consulting and business services	 
		Aquila Capital will set up a data center in Cerdanyola del Vallès	€300 M	300 jobs	Finance and insurance	
		Intel to open a computing laboratory in Barcelona	€200 M	300 jobs	Supercomputing	 
		T-Systems will create more than 300 jobs in Reus.	€21.8 M	300 jobs	ICT and digitization of industry	 
		Schneider Electric opens a new technological center in the 22@ district.	€25.2 M	200 jobs	Electronics and electrical equipment	

Source: ACCIÓ, based on investments made public in 2022 in the press, fDi Markets, Orbis Zephyr and Orbis Crossborder

Foreign investment in Catalonia 2022

9. Main foreign technological investments in Catalonia in 2022

Main foreign technological investments announced in Catalonia, 2022



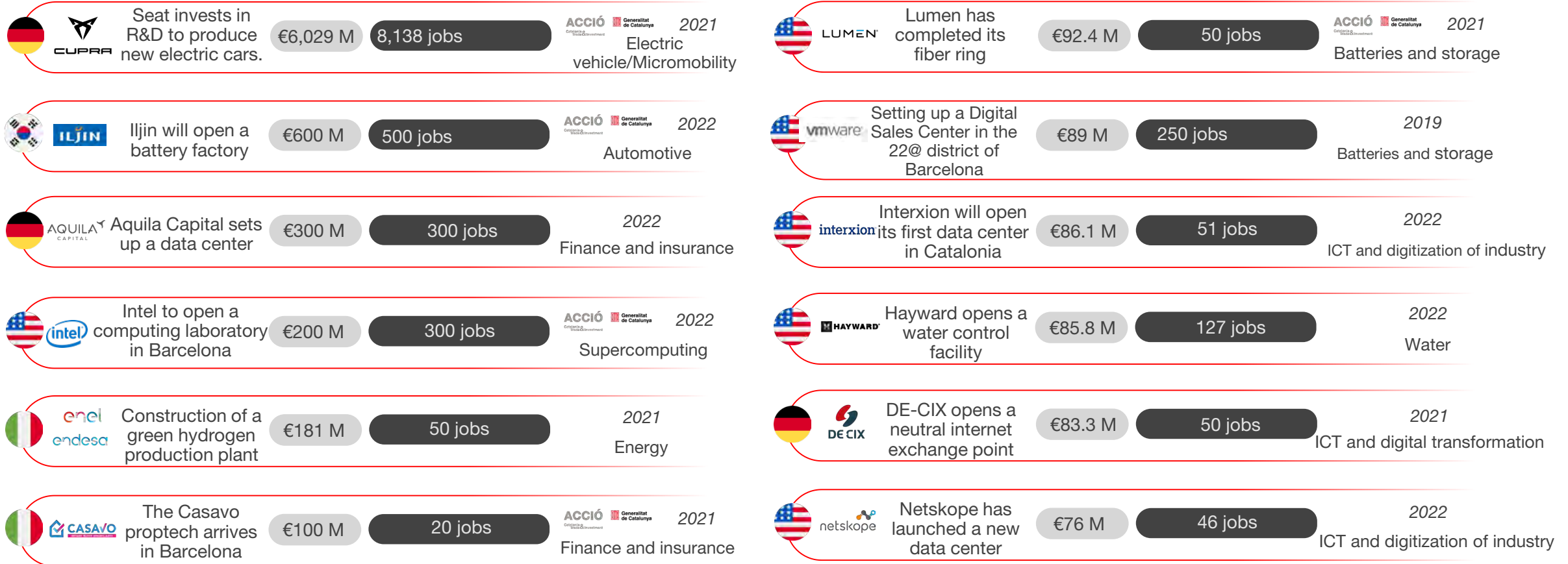
Source: ACCIÓ, based on investments made public in 2022 in the press, fDi Markets, Orbis Zephyr and Orbis Crossborder

Note: Technological investments are regarded as all investments in the ICT sector, regardless of the value chain, and investments in any sector of the Catalan economy in technological activities (regardless of whether the value chain is sales, headquarters, logistics, manufacturing, R&D and/or services).

Foreign investment in Catalonia 2022

10. Main technological foreign investments in Catalonia in the 2018-2022 five-year period

Main foreign technological investments announced in Catalonia, 2018-2022



Source: ACCIÓ, based on investments made public in 2018-2022 in the press, fDi Markets, Orbis Zephyr and Orbis Crossborder

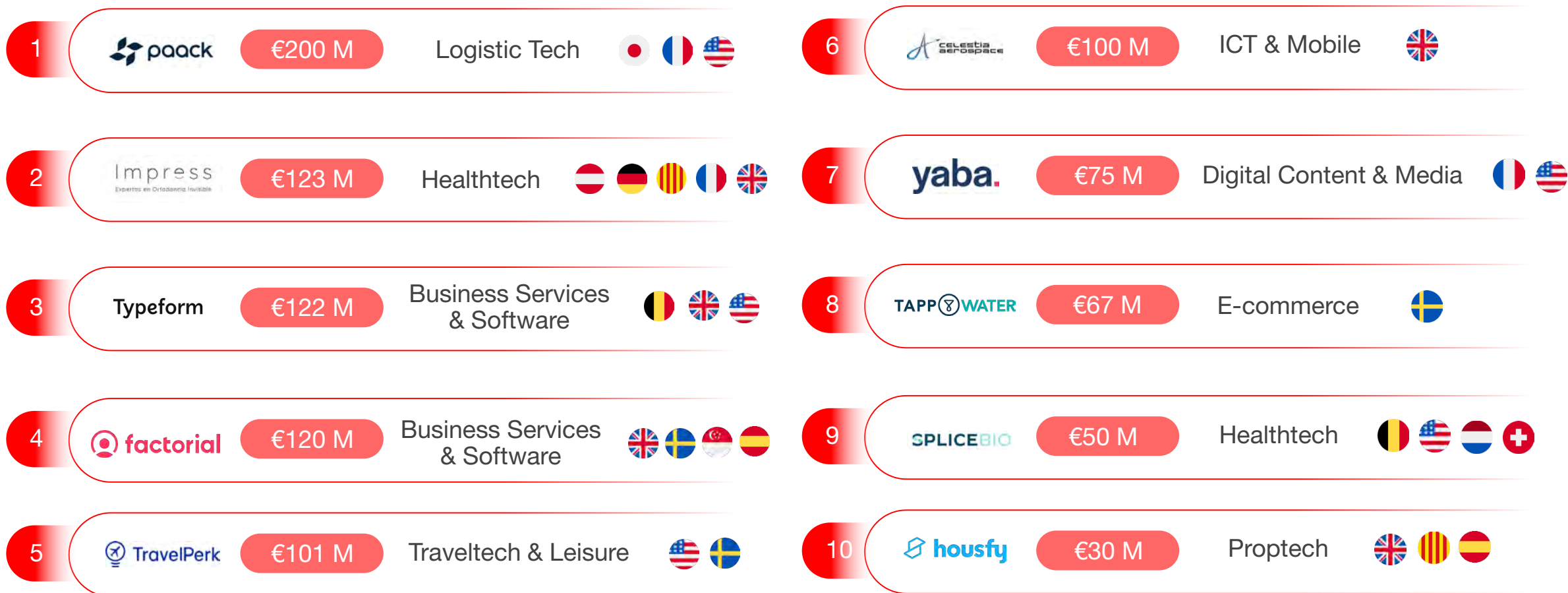
Note: Technological investments are regarded as all investments in the ICT sector, regardless of the value chain, and investments in any sector of the Catalan economy in technological activities (regardless of whether the value chain is sales, headquarters, logistics, manufacturing, R&D and/or services).

Foreign investment in Catalonia 2022

11. Main investment rounds in 2022

Main investment rounds in Catalonia, 2022





57











Source: ACCIÓ, based on investments made public in 2022 in the press, fDi Markets, Orbis Zephyr and Orbis Crossborder


12. Companies that have set up Digital Innovation Hubs in Catalonia in 2022 by sectors

ICT and digitization of industry

  Microsoft hires 60 more professionals for its new R&D hub in Barcelona.  



  Hewlett-Packard (HPE) has reinforced its presence in Barcelona with the opening of a testing and sampling laboratory.  





  Apple expands its hub in Barcelona specializing in AI and machine learning.  





  Infor, the technology company, will set up its new development center in Barcelona.

  Cisco will open the first microchip and semiconductor design center in Europe in Barcelona.  



  Nutanix opens a European center of excellence in Barcelona that will serve the markets in Europe, the Middle East and Africa.

  Check Point Systems, the technology firm, opens its new European hub in Terrassa.



  Microsoft hires 60 more professionals for its new R&D hub in Barcelona.  





  PayFit, the French technology company, locates its office and digital hub in the 22@ district in Barcelona.  

  Universal Robots, the Danish company, opens the first packaging center of excellence in the world in Barcelona.  

  HCL Technologies has a subsidiary and office in Barcelona where it develops digital and cloud solutions. It attended the MWC.

  Ocado has a hub in Barcelona, where it will expand its workforce with 40 new jobs.  





  Office in Barcelona of the Swedish software development company.


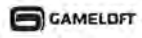


  Intel to open a computing laboratory in Barcelona  





Source: ACCIÓ, based on investments made public in 2022 in the press, fDi Markets, Orbis Zephyr and Orbis Crossborder



Video games





  Rovio, which launched the popular Angry Birds game, has chosen Barcelona for its headquarters in southern Europe.  





  IO Interactive will create 150 new jobs with its studio located in Barcelona.  

  Disney expansion of its studio to create a multi-platform video game.  





  Larian Studios opens new offices in Barcelona, the company's seventh.  





  Nimble Giant opens new offices in Barcelona with the aim of reinforcing its talent network.  





  Popcore is part of the Take2/Zynga/Rollic group and it has offices in Barcelona.  





  Sandsoft Games launches its HQ in Europe.  





Pharma and health





  AstraZeneca will open a development hub devoted to new generation drugs.  





  Bayer is consolidating its growth with the creation of 100 new jobs in 2022 at the hub located in Sant Joan Despí.  

  Boehringer Ingelheim increases its investment in its technological services center in Sant Cugat.  

  Dedalus opens an R&D digital health hub in Barcelona.  




  Ypsomed has opened the first R&D center outside its country in Barcelona and it expects to create 60 jobs there during the first year.  


  Sanofi, the pharmaceutical company, will increase its workforce by 33% at its digital hub in Barcelona by hiring 100 new workers.  

  Teladoc Health opens a new digital hub in Barcelona. The center will seek to turn the city into a technological innovation hub.  




Source: ACCIÓ, based on investments made public in 2022 in the press, fDi Markets, Orbis Zephyr and Orbis Crossborder

Logistics, e-commerce and mobility

 Amazon opens a high technology hub in Barcelona. The giant will hire 100 people.  

 The Swvl group from the Emirates will set up a digital artificial intelligence (AI) hub in Sant Cugat del Vallès (Vallès Occidental).


Electronics and electrical equipment

 Schneider Electric opens a technology center in the 22@ district.  

 Bizerba, the weighing technology manufacturer, has opened a new hub in Barcelona specializing in Cloud and SaaS.

 MOPS, the American company, will create 150 new jobs at its R&D center devoted to semiconductors.  



Insurance

 SantéVet locates part of its technological team in its digital center in Barcelona.




Energy


 Enel will open a global innovation center for startups in Barcelona (Enel Innovation Hub).

Food

 Danone opens its first technological hub in Spain in Barcelona.  

Audiovisual

 Rohlik, the Czech online supermarket group, finalizes its arrival in Spain. It will also open a digital hub in Barcelona.  

 Viaplay will open a technological center in Barcelona for product management and front end and back-end development.

Thank you

Passeig de Gràcia, 129
08008 Barcelona

accio.gencat.cat
catalonia.com

 @accio_cat

 @catalonia_ti

ACCIÓ
Catalonia
Trade & Investment



**Generalitat
de Catalunya**

Fem avui l'**empresa** del demà