

February 2024

# Analysis of the startup ecosystem in Catalonia 2023

## Barcelona & Catalonia Startup Hub, 2023 analysis

**ACCIÓ**  
Government of Catalonia



The contents of this document are subject to a Creative Commons license. Unless otherwise indicated, reproduction, distribution and public communication is permitted as long as the author is cited, no commercial use is made and derivative works are not distributed. A summary of the license terms and conditions can be found at:

<https://creativecommons.org/licenses/by-nc-nd/4.0/>.

The use of brands and logos in this report is merely informative. The above-mentioned brands and logos belong to their respective owners and are not owned by ACCIÓ in any way. This is a partial illustrative representation of the companies, organizations and entities that form part of the startup ecosystem in Catalonia. There may be companies, organizations, and entities that have not been included within the study.

Carried out by

Strategy and Competitive Intelligence Unit of ACCIÓ  
Innovation and Technological Transformation Unit of ACCIÓ

Barcelona, February 2024

## Contents

In this report we outline the situation facing **the startup ecosystem in Barcelona and Catalonia** within the global startup scenario, based on the city's positioning in the international rankings.

Moreover, we analyze the information of the **Barcelona & Catalonia Startup Hub**, the platform on which ACCIÓ brings together the startups of Catalonia, as of December 2023. This is updated by means of the search for data and the annual survey of the companies comprising it. We review the main features of startups in Catalonia and some figures highlighting their **importance for the Catalan economy** and the **talent** that they incorporate and we explore some aspects of their **funding**.

1. **Barcelona and Catalonia, on the global startup stage**
2. **Main features of startups in Catalonia, 2023**
3. **Economic importance and talent in startups**
4. **Funding of startups**

**Annex:** Goals and methodology of the Barcelona & Catalonia Startup Hub

# 1. Barcelona and Catalonia, on the global startup stage



# Catalonia concentrates a series of elements that make it different for startups


A leading ecosystem



Talent and connectivity



Business fabric and opportunities for growth



Funding and resources



## Barcelona and Catalonia, on the global startup stage

### Barcelona is the:

- **largest ecosystem** for startups in Southern Europe
- **second-favorite hub** of founders wishing to create a startup in the EU
- **second-largest startup hub** with the highest number of founders from local universities in the EU
- **third-largest startup hub** in the EU, with greater connectivity on a global scale
- **fifth-largest ecosystem** in the EU in terms of the number of scaleups
- **fifth-largest hub** in the EU in terms of funding rounds attracted by startups in venture capital in the 2019-2023 period

## Barcelona is renowned as the main startup ecosystem in Southern Europe

StartupBlink has recently acknowledged Barcelona as the best startup ecosystem in Southern Europe.



## Best ecosystems in the EU for creating a startup

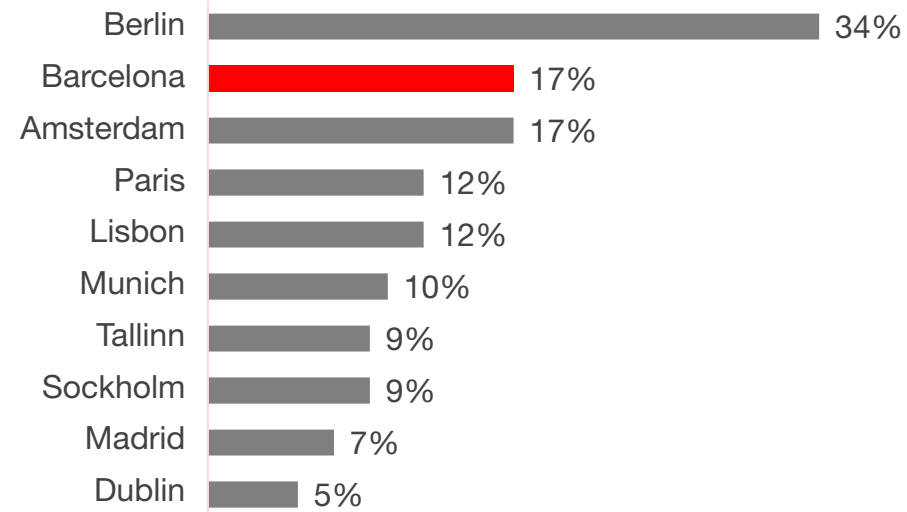


Source: Global Startup Ecosystem Index 2023, StartupBlink

## Barcelona is the second-favorite hub of founders wishing to create a startup in the EU

**Barcelona** is the **second-favorite** hub of founders wishing to create a startup **in the EU** 17% of founders regard the city as an attractive hub. Barcelona has remained in this position for the last seven years.

### EU cities that are most attractive for the creation of startups



*Note: The ranking has been drawn up upon the basis of the percentage of votes of startup founders. The Startup Heatmap tracks startup ecosystems. It considers international connectivity, the strength of the entrepreneurial community, perception and trust among the founders, long-term performance and impact on job and business creation.*

Source: Startup Heatmap Europe Report 2023



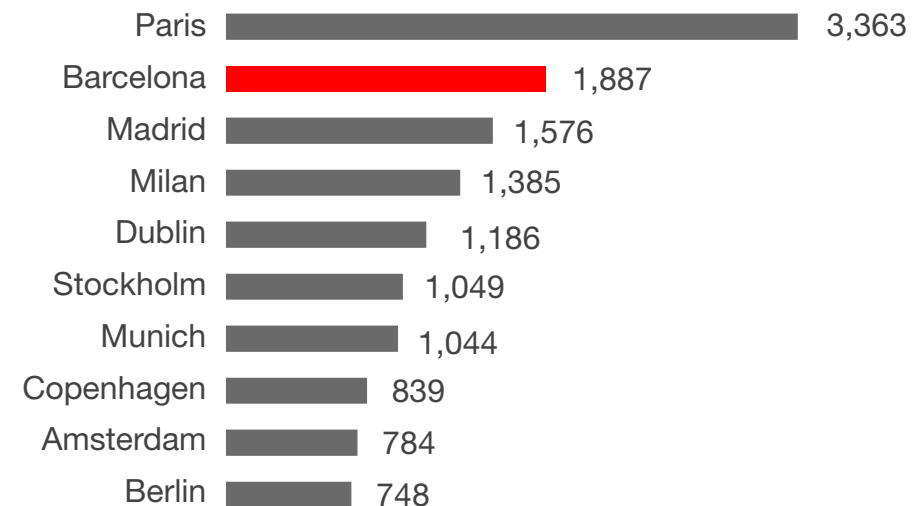
## Barcelona is the startup hub with the second-highest number of founders from local universities in the EU

1,887 startup founders in Barcelona come from Catalan universities. This makes it the **EU city with the second-highest number of founders from local universities** and reinforces the increasingly entrepreneurial nature of Catalonia's university fabric.

### EU cities with the highest number of founders from local universities



STARTUP HEATMAP  
EUROPE

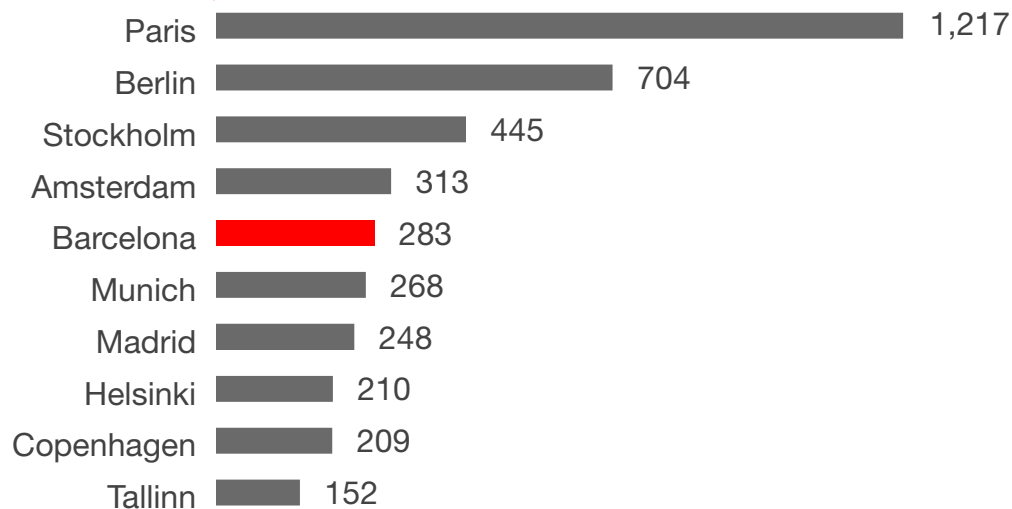


*Note: The ranking has been drawn up upon the basis of the number of startup founders from local universities. The Startup Heatmap tracks startup ecosystems. It considers international connectivity, the strength of the entrepreneurial community, perception and trust among the founders, long-term performance and impact on job and business creation.*

*Source: Startup Heatmap Europe Report 2023*

## Barcelona is the EU ecosystem with the fifth-highest number of scaleups, the next step after startups

### Number of scaleups by EU cities



### Main tech scaleups in Barcelona:



Source: Dealroom as of January 2024. The “HQ location” option has been used as the location criterion for the search in all cases; companies more than 10 years old and those that have been acquired or have made an IPO have been excluded.

Note: “scaleups” are the next step after startups; they are startups that have validated their business model, brought value to the market in economic terms and obtained funding totaling more than \$1M, excluding those that have been purchased and those listed on the stock market (“exits”).

## 2. Main features of startups in Catalonia, 2023

## Main features of startups in Catalonia, 2023

- The **2,102 startups** identified in **2023** almost double those in **2016**, the year in which the Barcelona & Catalonia Startup Hub was created.
- **48%** of the startups at the Barcelona & Catalonia Startup Hub have been **created in the last five years**.
- **86.7%** of the startups are located in the **Metropolitan Area of Barcelona (MAB)**.
- The **healthtech, business services, ICT and mobile, e-commerce** and **food** sectors account for **more than 48% of the startups**.
- **71%** of the startups work with technologies linked to **Industry 4.0**.
- Catalonia has **320 deep tech startups, 15.2% of the total**, with **213 identified spin-offs**.
- **52%** of the deep tech startups **have a patent or knowledge protection system**.
- **91%** of the startups declare that they **invest in R&D** and **38% assign more than 50% of their income** to it.
- **41%** of the startups promote some kinds of **action to prioritize sustainability** (last year the percentage was 34%).



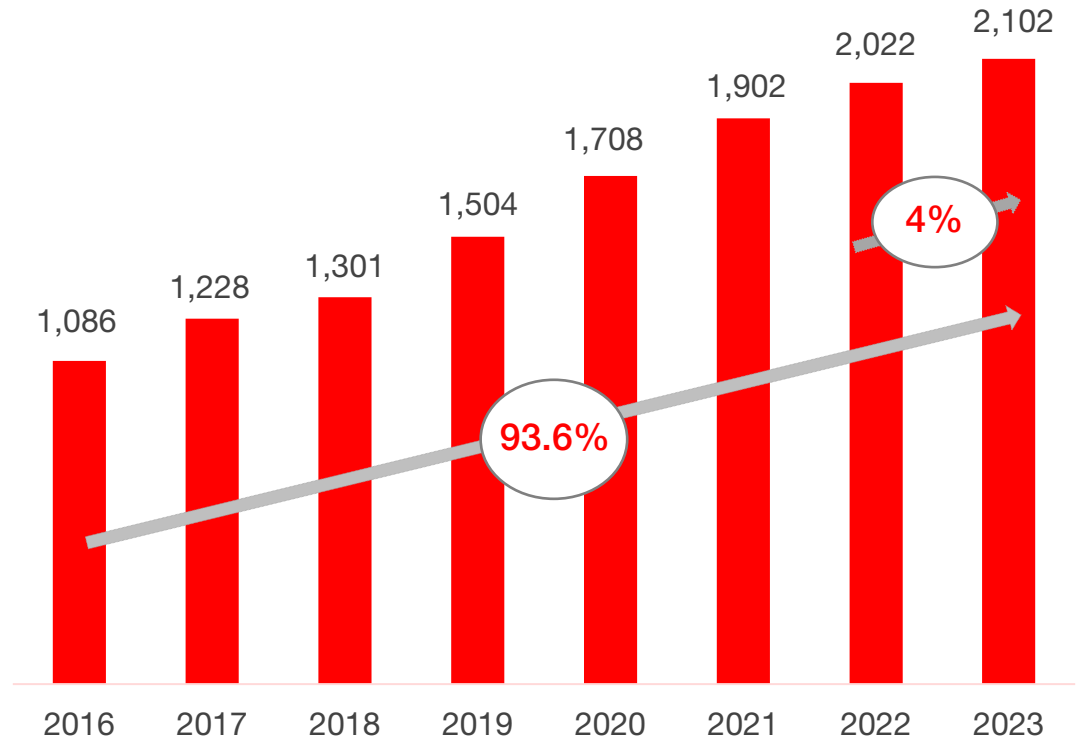
## The 2,102 startups identified in 2023 almost double those in 2016

The Barcelona & Catalonia Startup Hub identifies more and more startups in Catalonia every year. The **number of startups in the Catalan ecosystem has almost doubled** since the creation of the Barcelona & Catalonia Startup Hub, rising **from 1,086 startups in 2016 to 2,102 in 2023**, an increase of 93.6%.

Between **2022 and 2023**, the number of startups at the Barcelona & Catalonia Startup Hub **has risen by 4%**.

In keeping with what we regard as a startup, companies over 10 years old and those that have ceased their activity are excluded from the Barcelona & Catalonia Startup Hub.

Number of startups  
Barcelona & Catalonia Startup Hub (2016-2023)



Source: Barcelona & Catalonia Startup Hub 2023.

## Most significant startups at the Barcelona & Catalonia Startup Hub 2023



Source: Barcelona & Catalonia Startup Hub, 2023. There are currently 2,102 startups listed.  
 Note: these companies have been chosen because they have obtained a major funding round, obtained significant funding from the EIC, won a prize or featured in the media.

# Agents in the startup ecosystem make Catalonia and Barcelona the leading hub in Southern Europe

Institutions, initiatives, programs and services for entrepreneurship



Universities and business schools



Incubators and accelerators



Office and co-working spaces



Fairs and events



Venture capital funds



Technological and research centers that generate knowledge

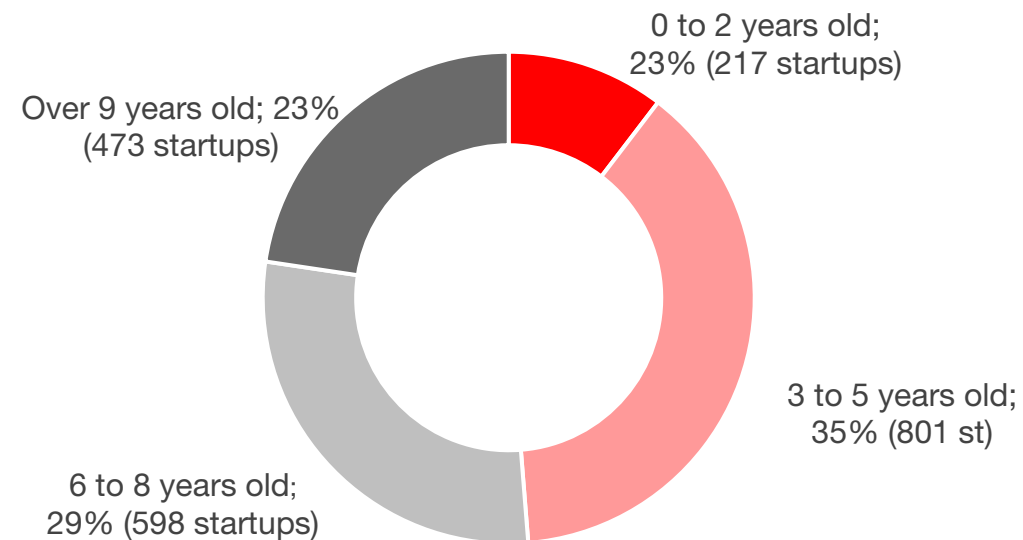


48% of the companies have been created in the last 5 years.

**48% of the startups at the Barcelona & Catalonia Startup Hub have been created in the last five years (2019-2023),** reflecting the dynamism of the ecosystem in Catalonia.

**1,081 startups have been created between 2019 and 2023 and 485 in the last 3 years (2021-2023).**

Number of startups by age



Source: Barcelona & Catalonia Startup Hub 2023, ACCIÓ

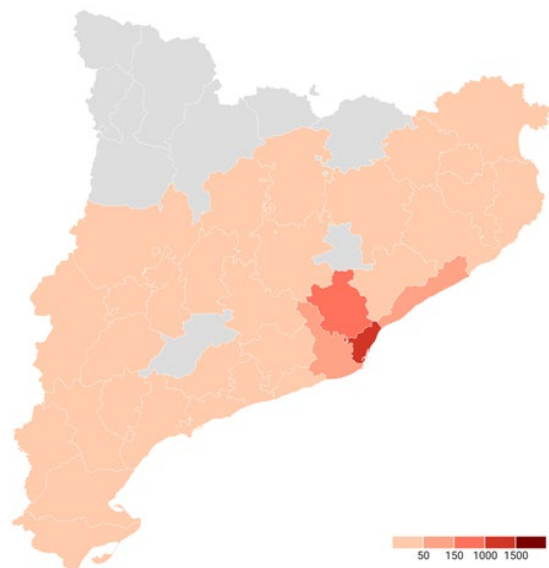
Note: this chart has been drawn up using the data of the 2,089 startups that reported the company's foundation date (less than 10 years)

Note 2: 57 startups created in 2023 have been detected in the same year



## 86.7% of the startups in Catalonia are located in the Metropolitan Area of Barcelona (AMB)

The region that accounts for the most startups is **El Barcelonès** (67.9%), followed by **El Vallès Occidental** (9.8%), **El Baix Llobregat** (5.9%) and **El Maresme** (3.1%).



#	County	No. startups	#	County	No. startups
1	Barcelonès	1,428	17	Baix Empordà	6
2	Vallès Occidental	205	18	Baix Ebre	4
3	Baix Llobregat	124	19	Pla de l'Estany	4
4	Maresme	65	20	Pla d'Urgell	4
5	Gironès	38	21	Garrotxa	3
6	Vallès Oriental	34	22	Terra Alta	3
7	Bages	29	23	Alt Camp	2
8	Tarragonès	27	24	Baix Penedès	2
9	Segrià	24	25	Montsià	2
10	Osona	20	26	Berguedà	1
11	Baix Camp	18	27	Noguera	1
12	Garraf	17	28	Priorat	1
13	Anoia	12	29	Ribera d'Ebre	1
14	Selva	9	30	Segarra	1
15	Alt Penedès	8	31	Solsonès	1
16	Alt Empordà	7	32	Urgell	1
<b>TOTAL</b>					<b>2,102</b>

Source: Barcelona & Catalonia Startup Hub, 2023, ACCIÓ.

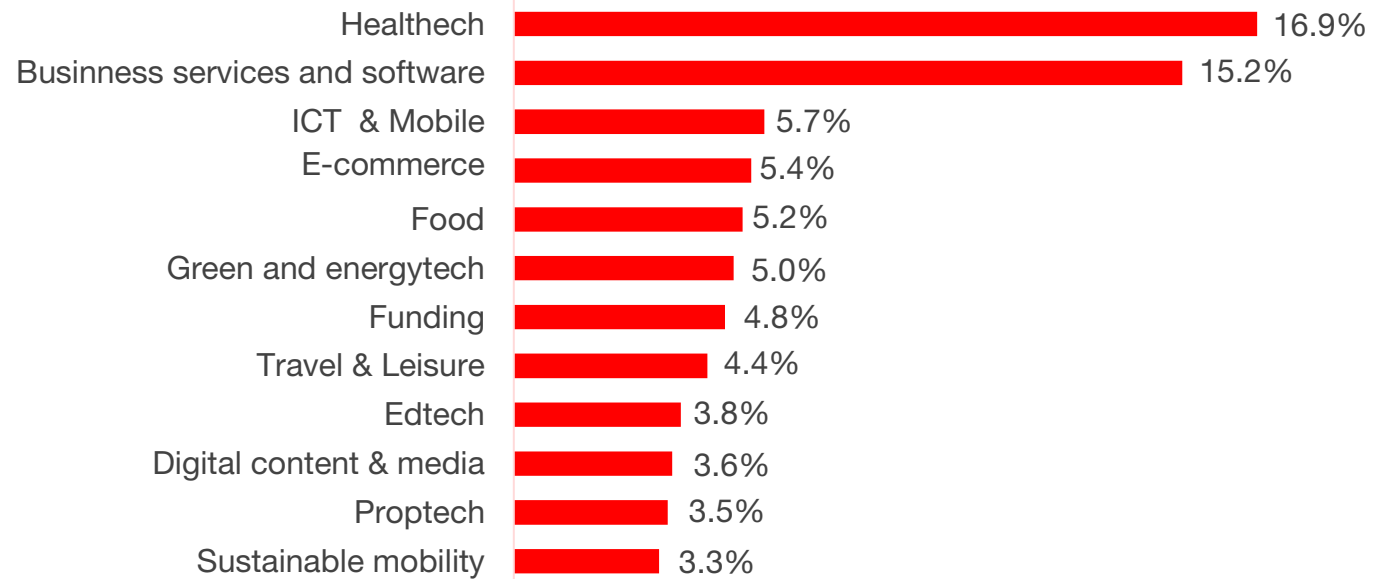
Note 1: this table has been drawn up using the data of the 2,102 startups that reported location data.

Note 2: the counties of Vall d'Aran, Pallars Sobirà, Alta Ribagorça, Alt Urgell, Cerdanya, Ripollès, Berguedà, Pallars Jussà, Moianès, Lluçanès and Conca de Barberà do not have any startups identified by the Barcelona & Catalonia Startup Hub in 2023.

Note 3: the Metropolitan Area of Barcelona includes 36 municipalities in the counties of El Barcelonès, El Baix Llobregat, El Vallès Occidental and El Maresme.

The healthtech, business services, ICT and mobile, e-commerce and food sectors account for over 48% of the startups

Sectoral distribution of startups (%)



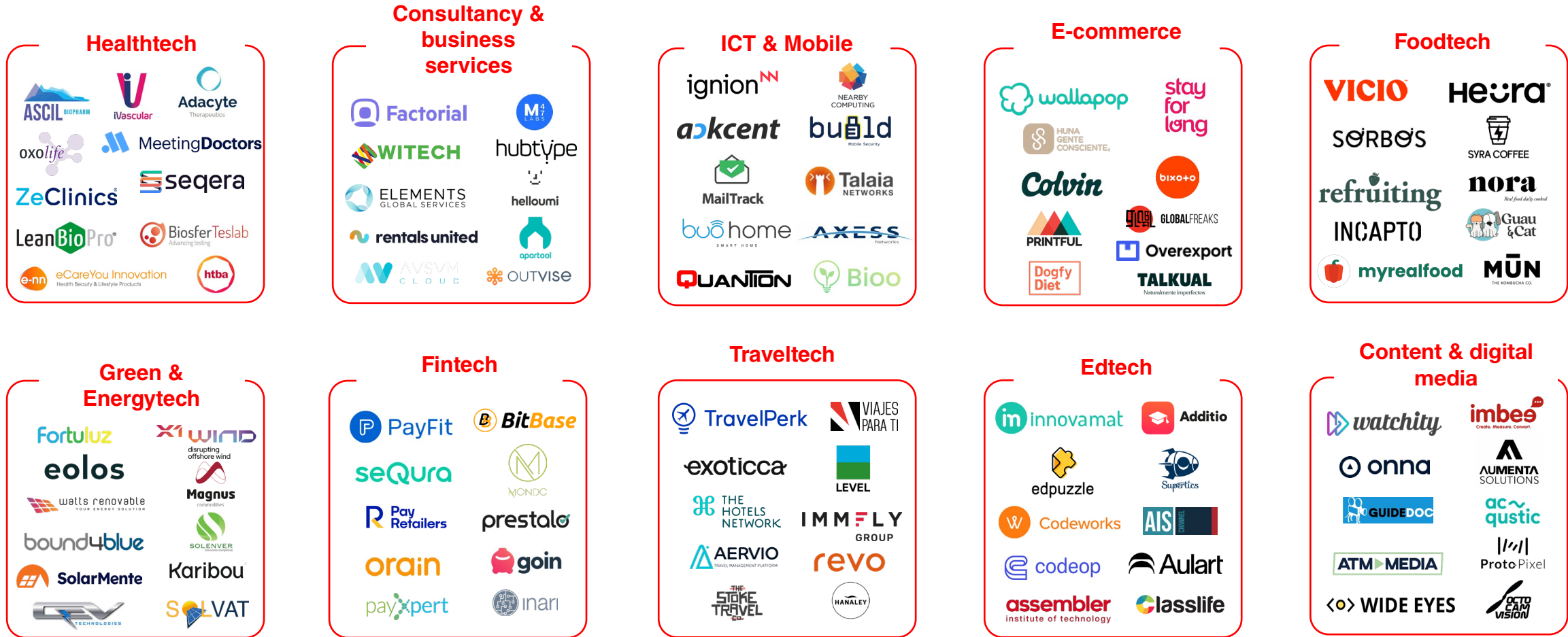
Source: Barcelona & Catalonia Startup Hub, 2023, ACCIÓ.

Note: this chart has been drawn up using the data of the 2,102 startups in the directory that possessed this information. The analysis has been conducted with the main sector of each company.

\* Sector introduced in 2023.

Sector	Nombre of startups
Healthtech	356
Business services and software	319
ICT & mobile	119
E-commerce	113
Food	109
Green and energytech	105
Funding	100
Travel and leisure	92
Edtech	80
Digital content and media	75
Proptech	73
Sustainable mobility	69
Sports	60
Fashion and design	59
Hardware	56
Adtech	55
Gaming	53
Logistic Tech	50
Community and social media	50
Beauty & personal care	38
Agriculture	34
Legaltech	32
Musictech*	5
<b>Total</b>	<b>2,102</b>

# Most significant startups by sectors in Catalonia



Source: Barcelona & Catalonia Startup Hub 2023.

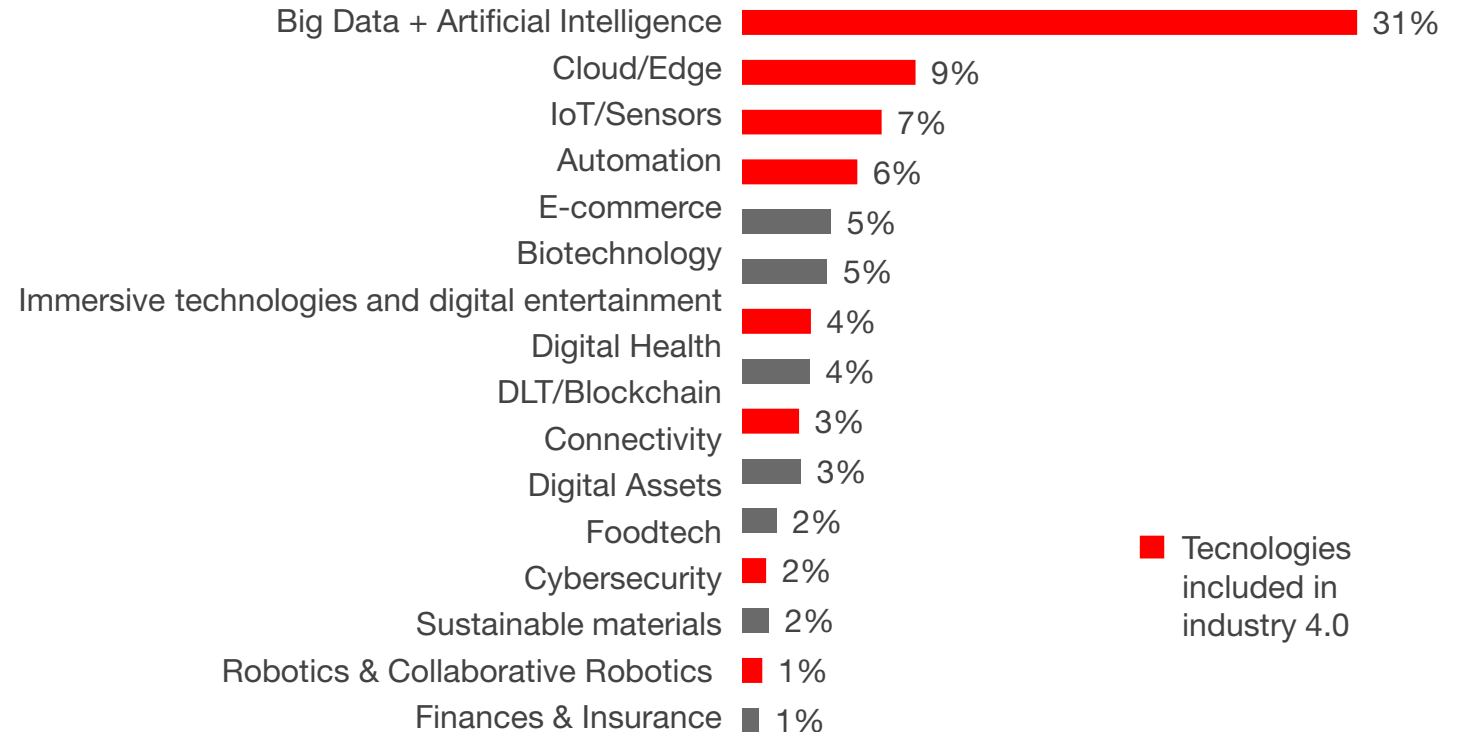
Note: partial illustrative image. Main sector of each startup.

## 4.0 technologies predominate in the startups

**71% of the startups** at the Barcelona & Catalonia Startup Hub **work with technologies linked to Industry 4.0.** We should highlight, above all, the 31% of startups that use artificial intelligence & big data as their main technologies.

**Industry 4.0** it encompasses the following technologies: artificial intelligence and big data, automation, cloud, IoT and sensors, immersive technologies and digital entertainment, robotics, frontier materials, connectivity, blockchain, cybersecurity, quantum and photonic sciences and simulation/digital twin.

### Top 15 technologies (percentage of startups)




Source: Barcelona & Catalonia Startup Hub, 2023, ACCIÓ.

Note: this chart has been drawn up using the main technology data of each of the 2,102 startups at the Barcelona & Catalonia Startup Hub.



# Most significant startups by technology



Source: Barcelona & Catalonia Startup Hub 2023.

Note: partial illustrative image. This collection has been made according to the main technology of each startup.

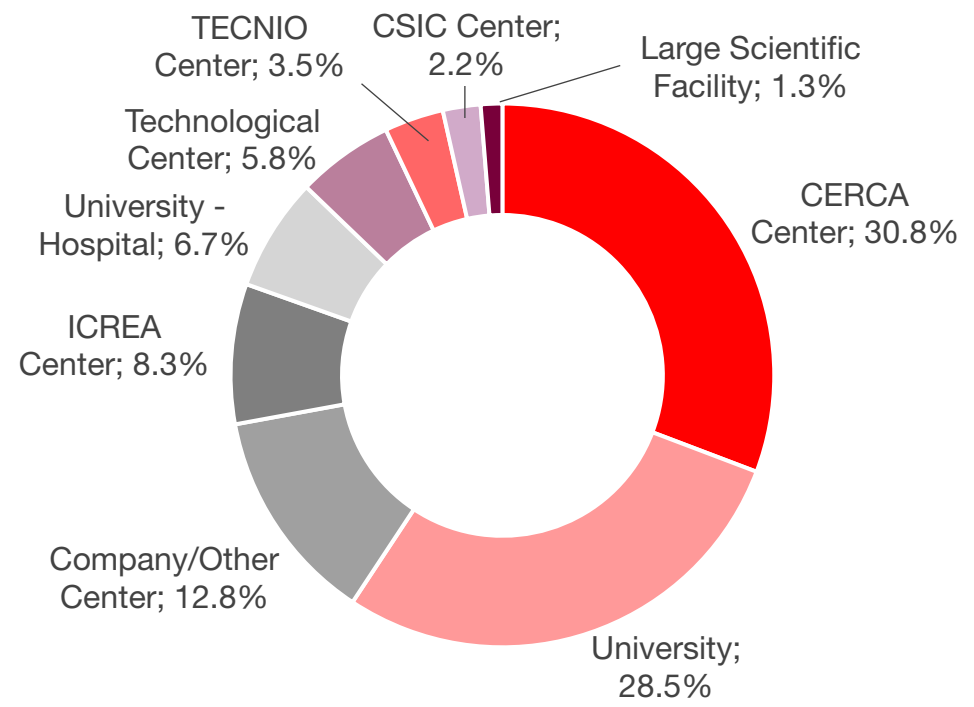
## There are 213 identified spin-offs at the Barcelona & Catalonia Startup Hub

There are **213 identified spin-offs** at the Barcelona & Catalonia Startup Hub, 10.1% of all the startups. The number has increased by 21% compared to the figure of 176 in 2022.

**31%** of the spin-offs at the Barcelona & Catalonia Startup Hub **originate from CERCA centers** and **28.5%** from **universities**. **3.5%** of the total number of **spin-offs** are linked to **TECNIO\*** centers accredited by ACCIÓ.

**Spin-offs** are companies promoted by members of the university or research community which base their activity on the exploitation of new processes, products and services developed upon the basis of the knowledge and results obtained at the university or research center.

### Origin of the spin-offs at the Barcelona & Catalonia Startup Hub

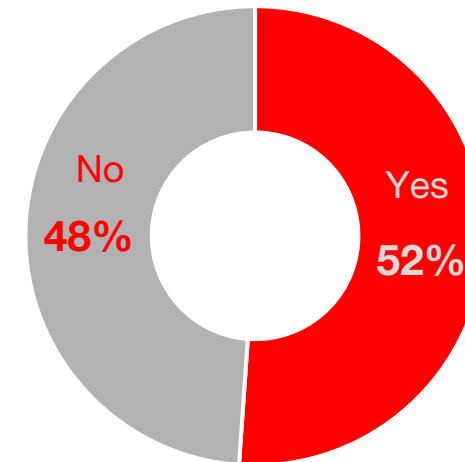


Source: Barcelona & Catalonia Startup Hub 2023, ACCIÓ  
 Note: the chart has been drawn up using the data of the 213 spin-offs that have been identified. The spin-offs can be owned by more than one university, technological center, etc.  
 \* TECNIO is the accreditation awarded by the Government of Catalonia through ACCIÓ to identify and give visibility to the technological developers of the R&D&I system in Catalonia.

## Patents and knowledge protection systems are present in 52% of the startups

### Startups with patents and knowledge protection systems

**52% of the startups declare that they have a patent or knowledge protection system. Of the above, 31% declare that they have some protection in the Spanish sphere and 60% in the international sphere.\*\***



Source: Barcelona & Catalonia Startup Hub 2023, ACCIÓ

Note: these data have been taken from the 582 companies that replied to this question in the 2023 survey

\* The companies may have more than one knowledge protection system

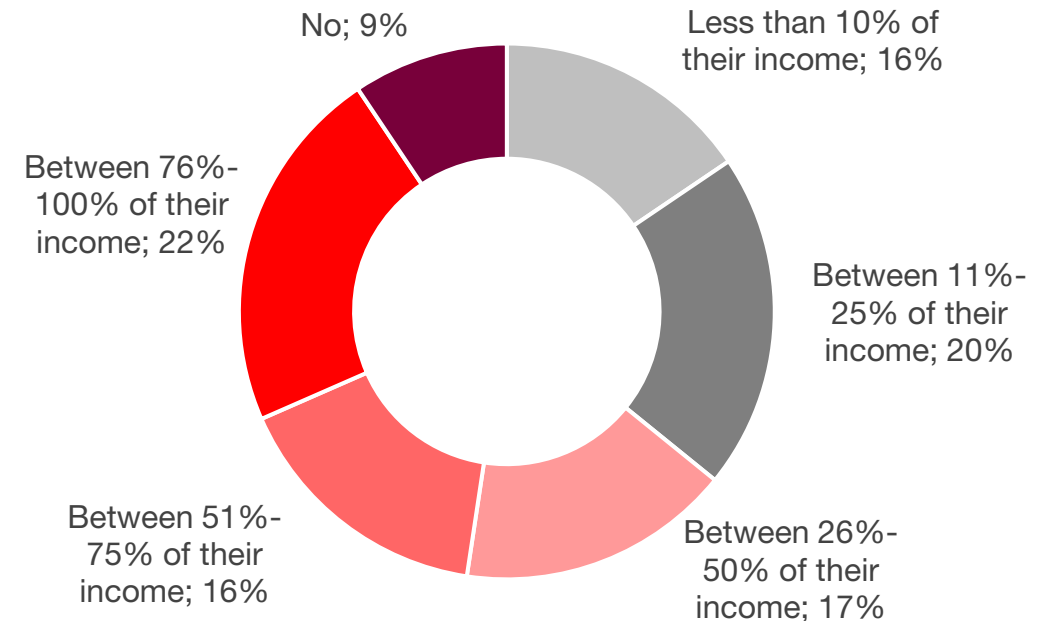
\*\* These data have been taken from the 288 companies that replied to this section of the 2023 survey; there may be companies that have some protection in the Spanish and international spheres.

## Startup investments in R&D

**91%** of the startups declare that they **invest in R&D**.

**55%** of the startups declare that they **invest more than 25%** of their income in R&D, and **38%** assign **more than 50%** of their income to R&D.

### Percentage of investment in R&D



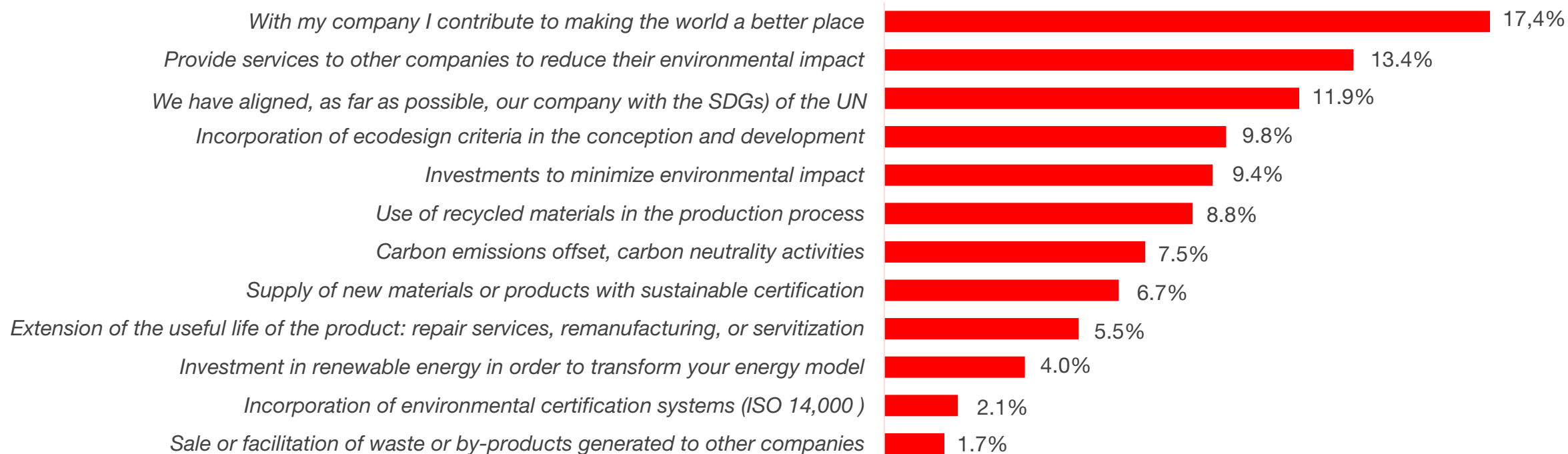
Source: Barcelona & Catalonia Startup Hub 2023, ACCIÓ

Note: this chart has been drawn up using the data of the 586 companies that replied to the survey.

## Actions linked to sustainability are present in 41% of the startups

**41%** of the startups promote an **action to prioritize sustainability** (last year the percentage was 34%).

### Sustainability actions carried out by the startups



Source: Barcelona & Catalonia Startup Hub 2023, ACCIÓ.

Note: these data have been taken from the 513 companies that replied to the 2023 survey.

Note 2: a company may have more than one sustainability action.

### 3. Economic importance and talent in startups



## Economic and talent importance to startups in the Catalan ecosystem

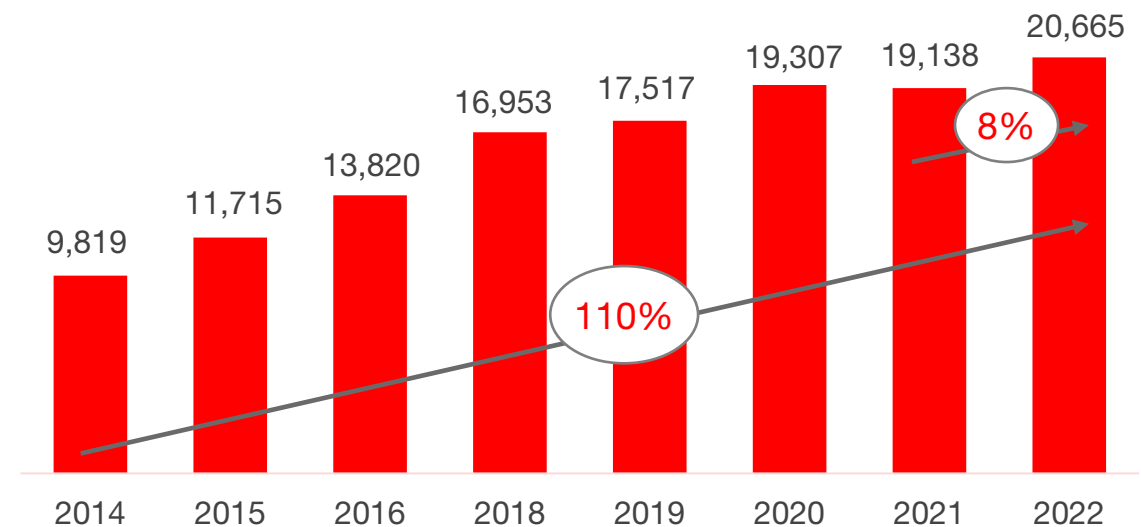
- The startup ecosystem in Catalonia employs more than **20,600 workers, 8% more** than the previous year.
- The number of **workers** in the Catalan startup ecosystem has practically doubled since the creation of the Barcelona & Catalonia Startup Hubel 2016 with a **110%** increase.
- **32%** of the startups had **more than 10 workers** in 2022.
- The startup ecosystem in Catalonia **invoices more than €2,100M, 14.5% higher** than in 2021.
- **38%** of the startups **invoice over €500,000**.
- **68%** of the startups in Catalonia **export**
- **24%** of the **workers** are **foreign nationals**.
- **54%** of the startup **founders** have **prior experience of the creation of companies**.

## The startup ecosystem in Catalonia employs more than 20,600 workers

The number of **jobs grew by 8%** compared to the previous year and **exceeded 20,600 workers for the first time.**

The **number of workers** in the Catalan startup ecosystem has practically **doubled** since the creation of the Barcelona & Catalonia Startup Hub, rising from 9,819 workers in 2014 to 20,665 in 2022.

Evolution of the number of workers in startups in Catalonia



Note: the economic data with which these calculations have been made come firstly from the survey answered by startups in December 2023 and, secondly, from the Orbis database that takes as its source the Mercantile Registry. From these sources, the latest available data has always been considered, which in 41% of cases corresponds to 2022. In the case of those for which data could not be obtained, an average of 5 workers per company has been taken into account.

The data represented correspond to fiscal years, and may not coincide with the year of publication of the Report.

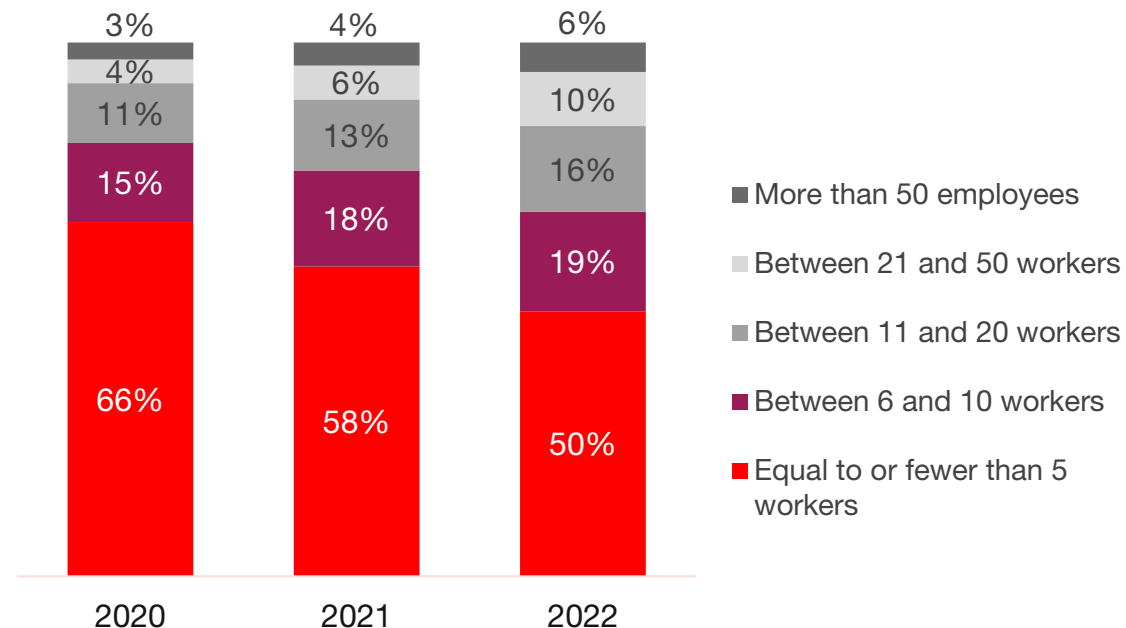
Between 2016 and 2018 there was a leap due to the improvement in the quality of the registry data, allowing us to provide access to the economic data for the previous year.

## Employment of startups, by employment segments: startups are gaining in size

In 2022, the startups at the Barcelona & Catalonia Startup Hub **employed 20,665 people.**

**32%** of the startups had **more than 10 workers** in 2022. In 2020, this percentage stood at 18%. The proportion of those with 5 or fewer workers has fallen from 66% to 50%. This means that startups in Catalonia are gaining size.

Percentage of startups by size (according to occupation), 2020-2022

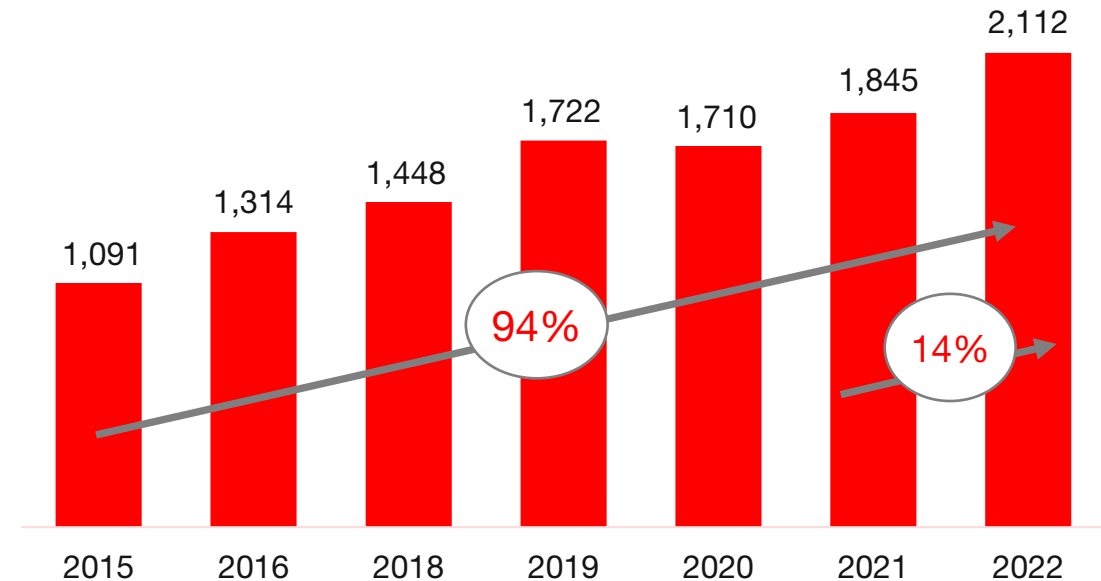


Source: ACCIÓ, based on the Barcelona & Catalonia Startup Hub, 2023 and ORBIS.

Note: the chart has been drawn up using the data of the 850 startups that provided the number of workers for each and every year of the series (from 2020 to 2022).

## The startup ecosystem in Catalonia invoices more than 2,100 million euros

Turnover of startups in Catalonia (in €M)



In **2022**, the startups at the Barcelona & Catalonia Startup Hub invoiced **€2,112M**, representing a **14.5% increase** compared to the figure of the previous year.

The **turnover** of startups in Catalonia has increased by **94% in the last seven years**. It has risen from 1,091 million euros in 2015 to 2,112 million euros in 2022.

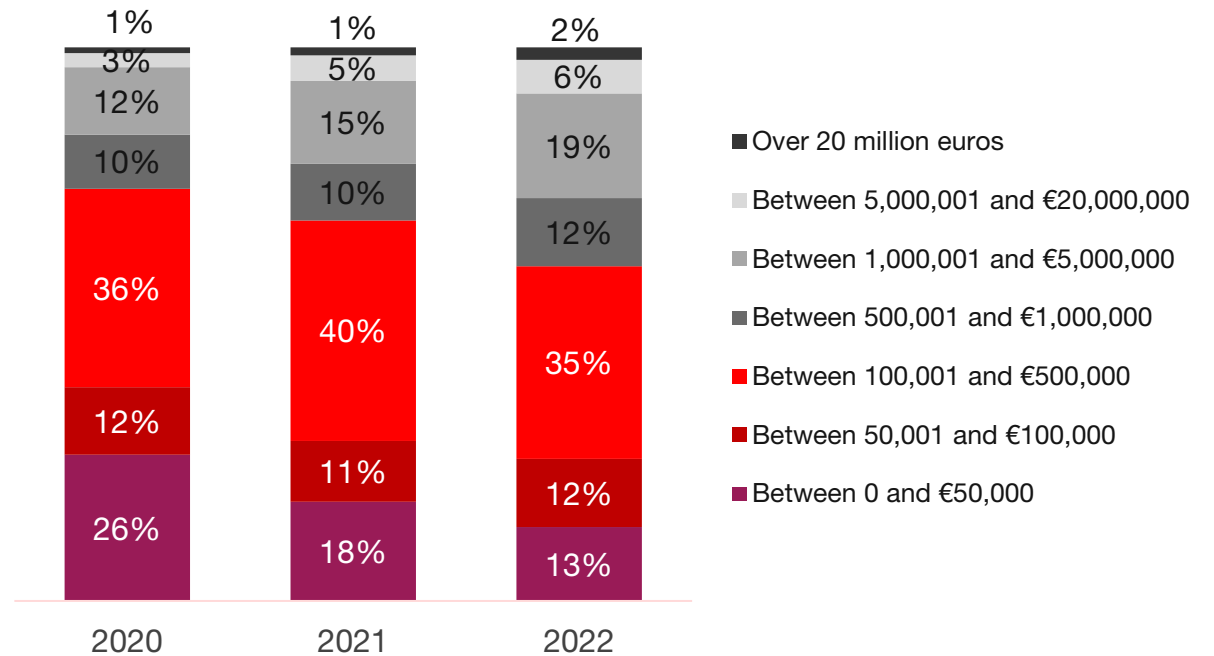
Note: the economic data with which these calculations have been made come firstly from the survey answered by startups in December 2023 and, secondly, from the Orbis database that takes as its source the Mercantile Registry. From these sources, the latest available data has always been considered, which in 41% of cases corresponds to 2022. In the event that data could not be obtained, an average of €60,000 in turnover per company.

The data represented correspond to fiscal years, and may not coincide with the year of publication of the Report.

Between 2016 and 2018 there was a leap due to the improvement in the quality of the registry data, allowing us to provide access to the economic data for the previous year.

# Turnover of startups by invoicing tranches; the startups are maintaining their size, despite the economic context

### Percentage of startups by size (according to turnover) 2020-2022



In 2022, the startups at the Barcelona & Catalonia Startup Hub **invoiced €2,112M**, representing a **14.5% increase** compared to the figure of the previous year.

**38%** of the startups **invoiced more than €500,000** in 2022. In 2020, this percentage stood at 26%.

Source: ACCIÓ, based on the Barcelona & Catalonia Startup Hub, 2023 and ORBIS.  
Note: the chart has been drawn up using the data of the 837 startups that provided their turnover for each and every year of the series (from 2020 to 2022).

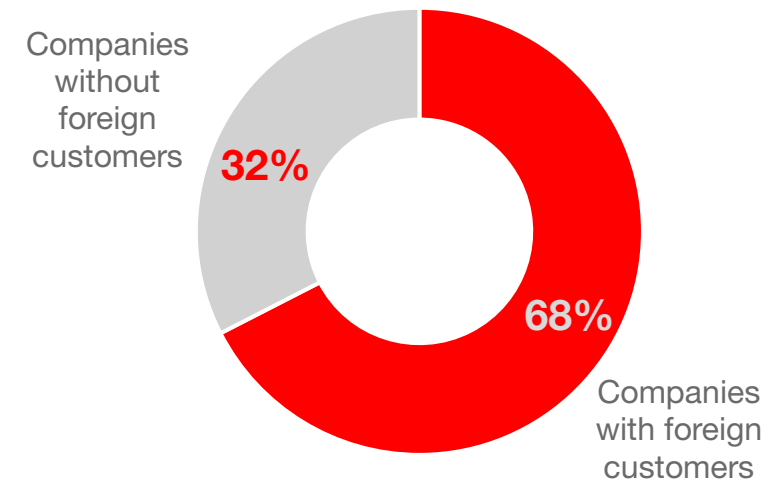
## Internationalization of startups in the Catalan ecosystem

**68%** of the startups in Catalonia **export**.

International customers account for **26%** of the **average turnover** of startups.

Almost **half of the startups with international customers (42%) export more than 50% of their turnover**.

Export startups (%)

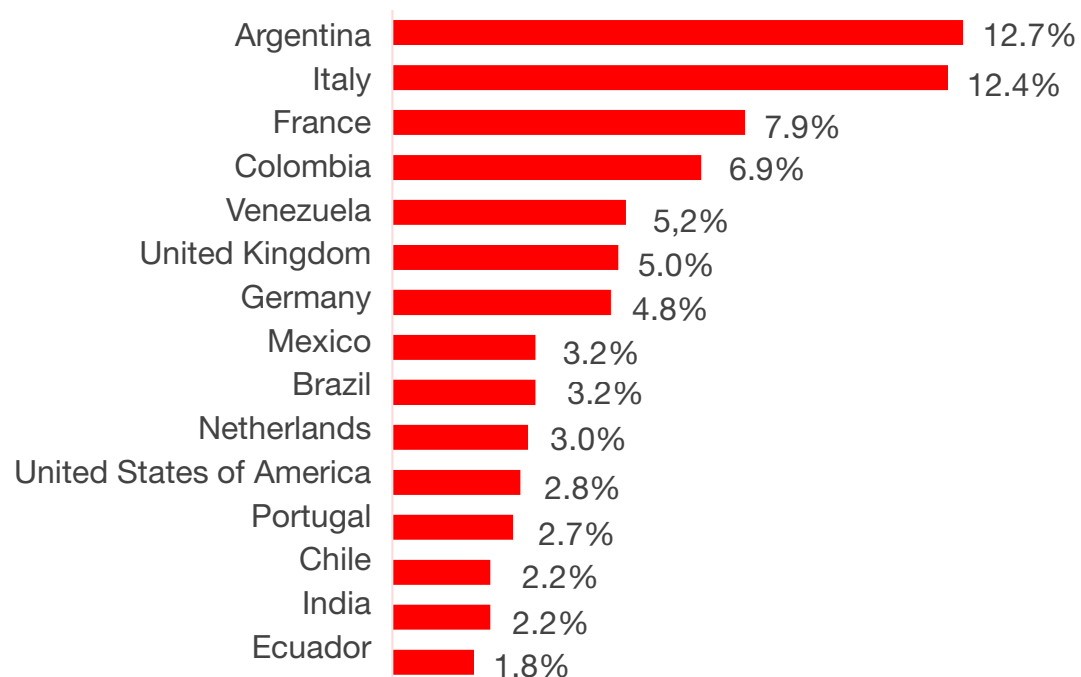


Source: Barcelona & Catalonia Startup Hub 607 companies that replied to the 2023 survey.  
Note: companies exporting both goods and services have been taken into account to calculate these data.



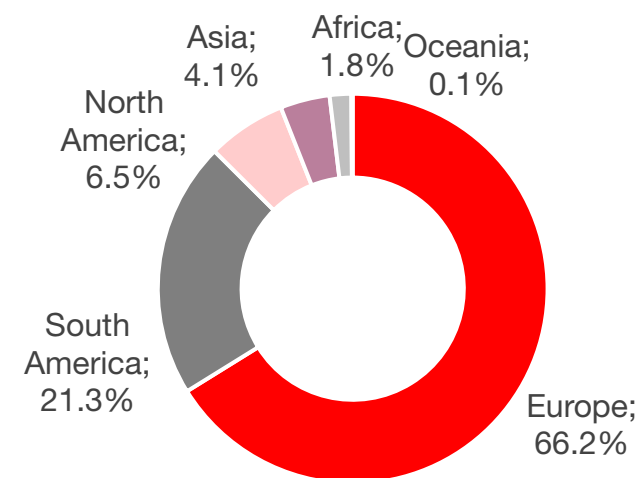
**Argentina (12.7%) and Italy (12.4%)** are the **two countries cited most often** by startups as the countries of origin of their foreign workers.

### Main countries of origin of foreign workers



**Europe, with 66%, is the origin of preference** when it comes to recruiting workers of international origin.

### Preferences when it comes to recruiting by continents



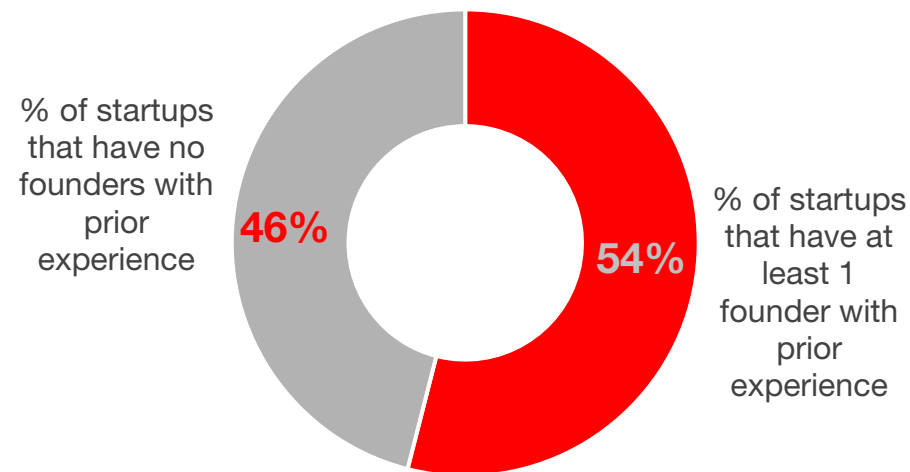
Source: Barcelona & Catalonia Startup Hub 2023, ACCIÓ.  
Note: these data have been taken from the 459 companies that replied to the following question in the survey: "Name the 3 main countries of your employees coming from abroad".

## More than half of the startups have founders with prior experience

**54%** of the startups in the Catalan ecosystem have a **founder with prior experience** in the creation of startups.

This figure has risen in recent years; the percentage was 45% in 2020 and 52% in 2021. **It has increased by 9 percentage points in the last 2 years.**

### Distribution of startups according to the experience of the founders



Source: Barcelona & Catalonia Startup Hub 2023, ACCIÓ.

Note: this chart has been drawn up using the data of 1,736 startups that possess this information.

## 4. Funding of startups

## Funding of startups

- **Between 2019 and 2023**, the investment received by Catalan startups has totaled €5,276M, **231% higher** than that raised in the previous five-year period (€1,594 million).
- In 2023, startups in Catalonia **have closed 288 funding rounds worth 688, 17.5% more** than last year.
- In 2023 financing rounds up to series A in Catalonia **have grown by 12%, while in Europe they have decreased by 18%**.
- Although there were **no mega rounds in 2023** in line with the global trend, **early stage** investments **continued** to be very **active** in Catalonia in 2023.
- In 2023, the international economy **has been marked by uncertainty and the war context**, which has caused private **investors to be more cautious** when investing globally.
- The **healthtech** sector has attracted the **highest volume of investment** in 2023 (**18%**).
- **95%** of the startups claim to have received **private funding in the last 3 years**.
- At some time, **three out of four startups** at the Barcelona & Catalonia Startup Hub have secured funding. **45%** of startups have closed a round of funding **in the last 3 years**.
- **26%** of the startups have received **investment rounds totaling over a million euros** (series A+B+C).

## Catalan startups have attracted investment totaling €5,276M in five years

The investment received by startups in **Catalonia** in the **last five years** (€5,276M) is **231% higher** than that received in the **previous five-year period** (€1,594M), reflecting the increasing strength of the ecosystem.

Investment captured by startups in Catalonia (€M)



### Some major investments, 2019-2023

<b>Glovo</b>	<b>TravelPerk</b>	<b>paack</b>	<b>wallbox</b>	<b>factorial</b>
<b>€750 M</b> 2019-2023 3 rounds	<b>€321 M</b> 2019-2023 4 rounds	<b>€286 M</b> 2019-2023 4 rounds	<b>€199 M</b> 2019-2023 5 rounds	<b>€196 M</b> 2020-2022 3 rounds
<b>wallpop</b>	<b>Impress</b>	<b>cooltra</b>	<b>Typeform</b>	<b>Colvin</b>
<b>€253 M</b> 2021-2023 2 rounds	<b>€164 M</b> 2020-2023 4 rounds	<b>€123 M</b> 2019-2023 5 rounds	<b>€123 M</b> 2022 1 rounds	<b>€66 M</b> 2019-2023 3 rounds

Source: Dealroom (query 01/08/2024); exchange rate: €0.91/\$  
 Note: query made to Dealroom with Catalonia as "HQ location"

## Most significant investments, 2023



Investment: €81 M

E-commerce for buying and selling second-hand products.



Investment: €37 M

Company specialized in artificial intelligence to improve the customer experience on digital platforms.



Investment: €30 M

Logistics company focused on the fast and scheduled delivery of parcels for e-commerce.



Investment: €29 M

Company that designs and manufactures smart charging solutions for electric vehicles.

ID FINANCE

Investment: €27,7 M

Fintech offering online credit and data analysis services.



Investment: €25 M\*

Company specializing in solar energy solutions for homes and businesses.



Investment: €20 M

Company dedicated to the development of innovative educational resources for the teaching of mathematics.



Investment: €18,5 M

Product updates and notifications platform to improve communication with website and app users.



Investment: €18 M

Health care company that offers home care and assistance services for the elderly or people with special needs



Investment: €17 M

Healthtech focused on the direct diagnosis of sepsis.

Source: Dealroom (accessed 1/9/2024). Exchange rate 0.91€/\$.

Note: query made to Dealroom from Catalonia as "HQ location".

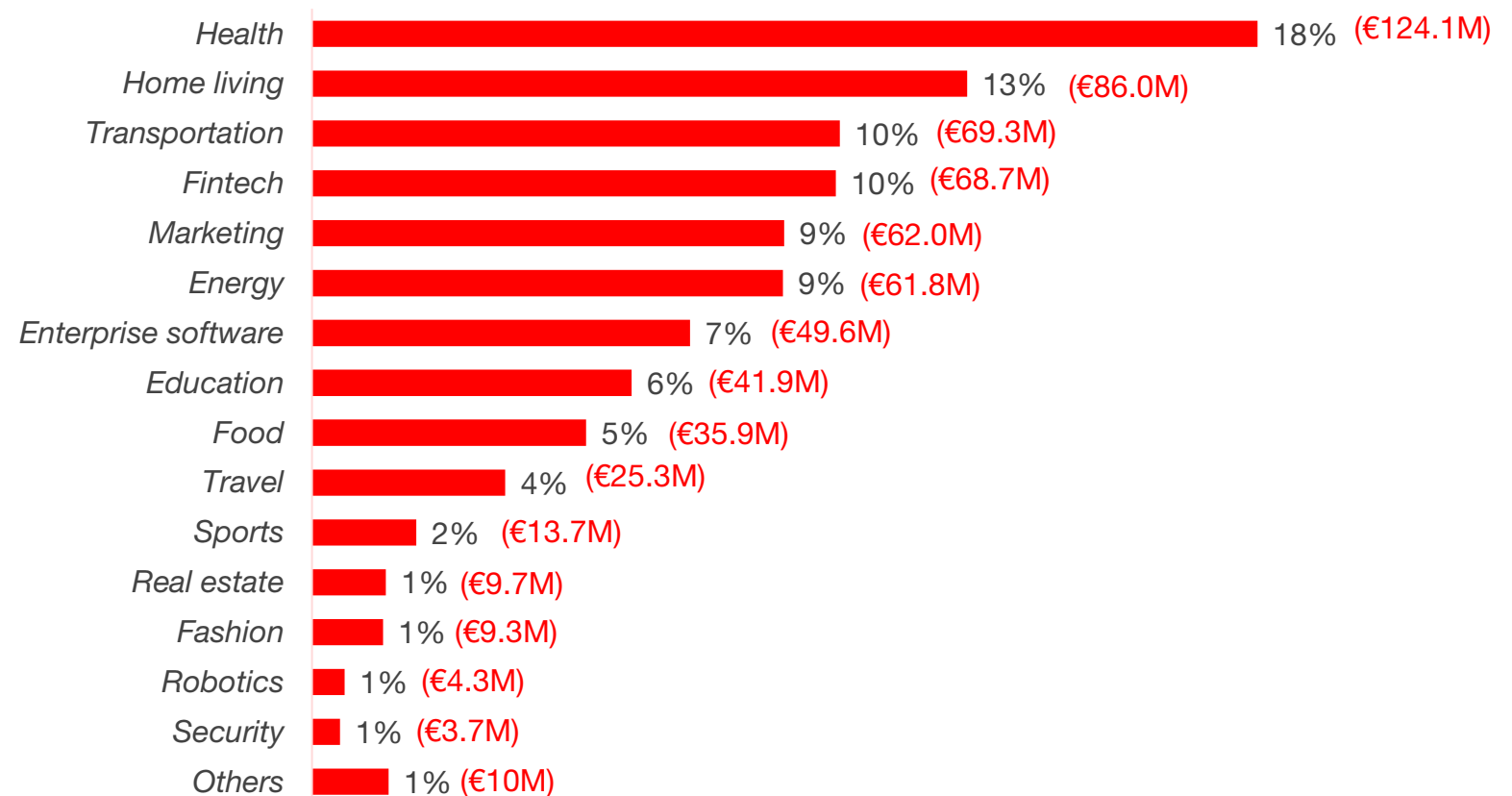
\* This company also secured the same amount in the form of debt. In the preparation of this table, the financing of companies that is obtained in the form of debt is not considered.



## Sectors of Catalan startups that have attracted the highest investment volume in 2023

**Healthtech** is clearly the sector that has attracted the highest volume of investment in 2023 (18%), followed by **housing** (13%), **transportation** (10%) and **fintech** (10%).

Investment attracted by sectors  
(in percentage and volume of investment in €M)



Source: Dealroom (query on 01/08/2024)

Note: the chart has been drawn up in accordance with Dealroom's sectoral category

## Catalonia, benchmark in the EIC Accelerator, 2023

Catalonia has raised more than 22.7 million euros during the first semester of the 2023 EIC Accelerator call. In the June 2023 call, 47 companies were selected to receive funding from the EIC Accelerator. Of these, 3 are Spanish, and 100% are Catalan.

European public entities continue to bet on high-tech companies, where Catalonia is very well positioned, and support them with funding.



**Grant: €10 M**  
*Call June 2023*

It designs and manufactures innovative quantum technologies for all connected devices.



**Grant: €5 M**  
*Call June 2023*

Development of a new generation of cell-penetrating peptides (CPPs) targeting the Myc oncoprotein for cancer treatment.



**Grant: €5.2 M**  
*Call June 2023*

Development of a medical device to monitor patients with implanted stents and identify possible obstructions quickly and non-invasively.



**Grant: €2.5 M**  
*Call March 2023*

Specialized in the discovery, verification and validation of biomarkers.

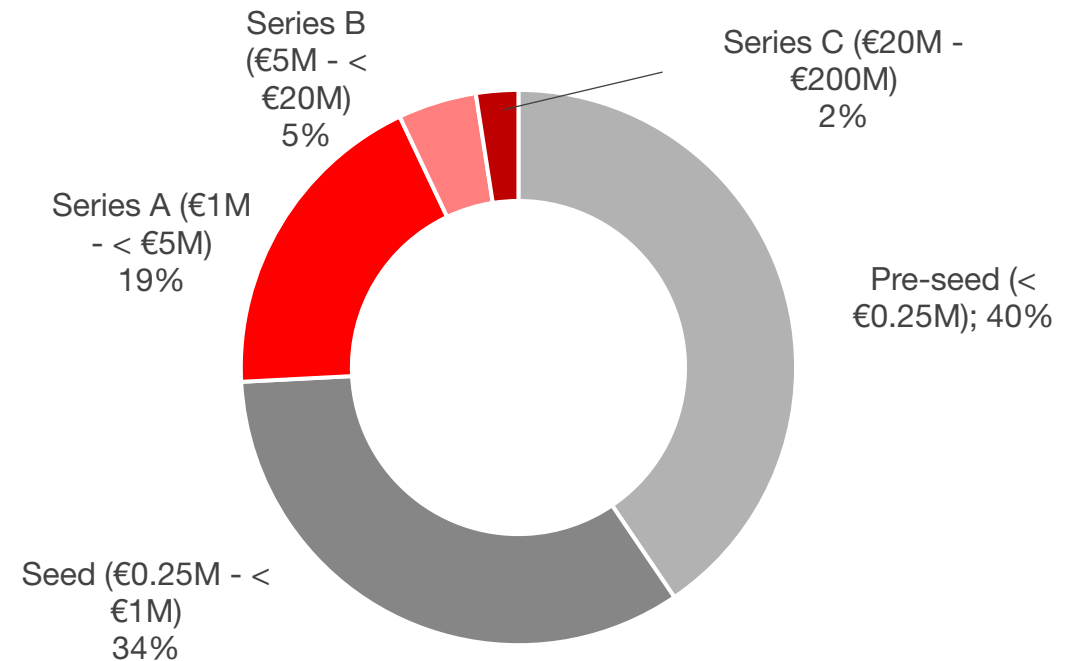
Source: [https://eic.ec.europa.eu/eic-funding-opportunities/eic-accelerator\\_en](https://eic.ec.europa.eu/eic-funding-opportunities/eic-accelerator_en)  
Exchange rate 0.91€/\$.

## Funding phases of the startups

At some point in their history, **three out of four startups** at the Barcelona & Catalonia Startup Hub have **secured funding**.

**26%** of the startups have completed investment rounds totaling over a million euros (**series A+B+C**).

## Funding phases of the startups at the Barcelona & Catalonia Startup Hub.



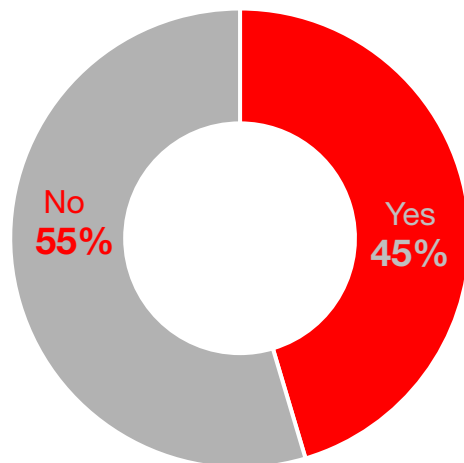
Source: Barcelona & Catalonia Startup Hub, 2023 ACCIÓ.

Note: this chart has been drawn up with the data of the 1,470 startups that have reported these data. The names and values of the funding phases follow the nomenclature used by the Barcelona & Catalonia Startup Hub.

## Origin of the funds of the funding rounds completed by the startups

**45%** of the startups have **completed a funding round** in the last 3 years.

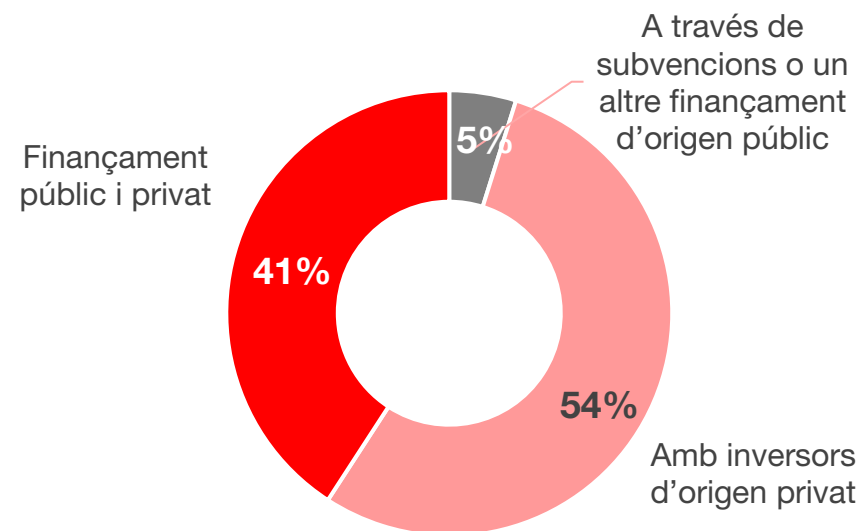
Have you completed a funding round in the last 3 years?



Source: Barcelona & Catalonia Startup Hub 2023, ACCIÓ.  
Note: these data have been taken from the 652 companies that replied to this question in the 2023 startup survey.

**95%** of the startups claim to have received **private funding** in the last 3 years.

Type of funding received



Source: Barcelona & Catalonia Startup Hub 2023, ACCIÓ.  
Note: these data have been taken from the 289 companies that replied to this question in the 2023 startup survey.

## Most representative exits from the Catalan startup ecosystem in 2023

Startup	Purchasing company	Data	Sector
Gestoos	PreAct Technologies	January 2023	Semiconductors
Whisbi	Giosg	April 2023	Business services and software
Tapp Water	Bluewater group	April 2023	Water
Datumize	Galeo	May 2023	Business services and software
Bicircular	The Bike Club	July 2023	E-commerce
Wide Eyes	Stylitics	July 2023	ICT & mobiles
QEV Technologies	Spear Investment I BV	August 2023	Logistics
Experta Solar	1Komma5	September 2023	Renewable energy
Adevinta	Blackstone Permira	November 2023	Business services and software
Finteca	Clar	November 2023	Fintech

### Main exits 2023



Source: Dealroom (query on 01/08/2024)

Note: query made to Dealroom with Catalonia as "HQ location"

# Annex: Goals and methodology of the Barcelona & Catalonia Startup Hub



## Barcelona & Catalonia Startup Hub

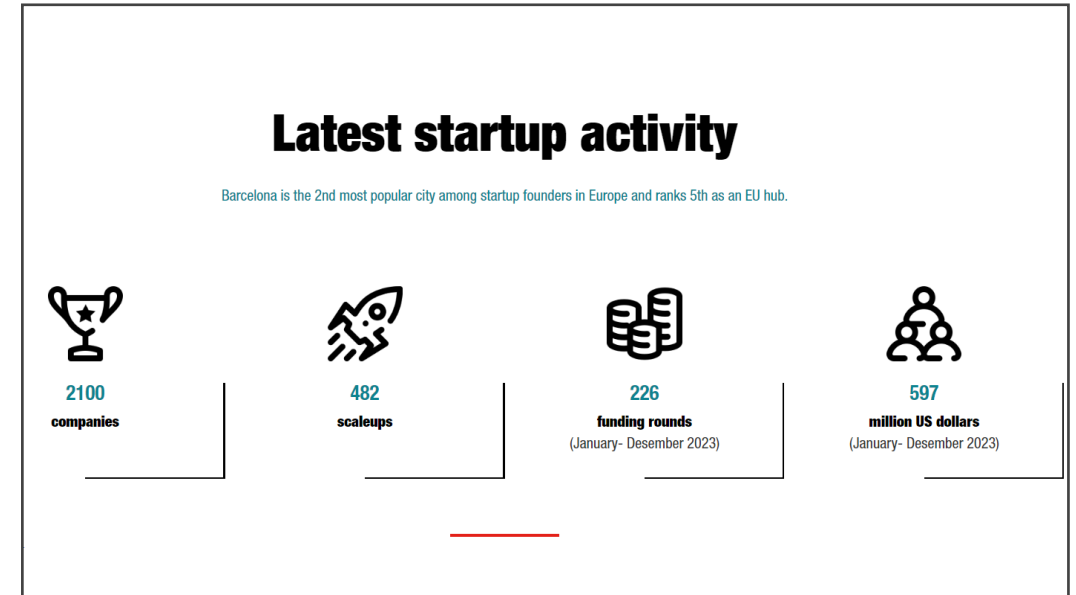
1. It brings together more than 2,100 startups from Catalonia
2. It provides information on their activity and contact details.
3. It displays aggregate graphical information.
4. It allows searches by sector, technology (deeptech), territory, business model, company size, funding status, etc.
5. It provides the options of filtering spin-offs and meeting its public participants.
6. It includes links to contributors and online information sources.
7. Registration is possible by using a data form.



<http://startupshub.catalonia.com/>

## Objectives of the Barcelona & Catalonia Startup Hub

1. To identify Catalan startups that meet the requirements\* to form part of the web directory.
2. To position the Catalan startup ecosystem abroad. We want Catalonia to be known as a first-rate technological hub for business and investment.
3. To display investment opportunities to investors.
4. To promote corporate venturing operations between large companies and startups (as a source of cutting-edge technology).
5. To drive collaboration and synergies between startups.
6. To obtain better knowledge of startups on an aggregate scale so as to design and execute the most appropriate public policy for this collective.
7. To position ACCIÓ Catalonia Trade & Investment as the most important agent promoting technological entrepreneurship, innovation, the internationalization of Catalan companies and the attraction of foreign investment.



(\*) <http://catalonia.com/startups-in-catalonia/catalan-startup-directory/about-startup.jsp>

## Which companies form part of the Barcelona & Catalonia Startup Hub?

### A startup is a company:

- With a company tax ID number (not self-employed workers).
- Which is created by entrepreneurs with a desire to make it grow (ambition).
- Which is recently created (less than 10 years since its date of incorporation) and with a finished product to sell.
- Which is scalable and with high-growth potential, with the ability to grow quickly without being hindered by its structure or its available resources (time and money).
- Which is highly innovative or technological and aimed at the global market.
- Which does not provide consulting or software/app development services solely on customer demand, as it has its own products. Nor is it a website/landing page without any activity.
- Spin-offs are companies promoted by members of the university or research community which base their activity on the exploitation of new processes, products and services developed upon the basis of the knowledge and results obtained at the university or research center,

### A company ceases to be a startup when:

- It is acquired by a corporation and trades on the stock market (*exit*).
- The founders no longer have management functions and have become mere shareholders.
- It remains inactive for more than 1 year.

The new law promoting the startup ecosystem of December 2022 regards startups as newly-created companies or any less than 5 years old (7 years in the case of companies devoted to biotechnology, energy, industry and other strategic sectors or any that have developed proprietary technology fully designed in Spain) which are independent of other companies, do not trade on a stock market, do not distribute or have not distributed profits, are innovative and have an annual turnover of up to 5 million euros.

## Regular updates of the startup directory

The Barcelona & Catalonia Startup Hub was created in 2016. It is regularly updated as new startups ask to join it on the “add your startup” form, following validation by an internal ACCIÓ committee. This validation is also necessary when the search for new startups is performed proactively by ACCIÓ. The companies invited to form part of it must abide by the same process as those that apply autonomously.

An annual survey of carried out on the startup database to update the information.

**Company data**

---

Company tax ID\*

Company / Entity\*

Main brand\*

Telephone no.\*

Website\*

Company email address\*

Address (in Catalonia)\*

Postal code (in Catalonia)\*

Town (in Catalonia)\*

URL startup video   
Please enter the URL of your video, preferably in Youtube or Vimeo

File (.jpg, .png)

Twitter account

LinkedIn account

Instagram account

Why is your company a startup?\*   
Please inform us also about your capital breakdown and investments received.

<http://catalonia.com/startups-in-catalonia/catalan-startup-directory/add-your-startup.jsp>

# Thank you

Passeig de Gràcia, 129  
08008 Barcelona

[accio.gencat.cat](http://accio.gencat.cat)  
[catalonia.com](http://catalonia.com)

 @accio\_cat

 @Catalonia\_TI

**More information about the sector, news and opportunities:**  
<https://catalonia.com/key-industries-technologies/startups-in-catalonia>

