

Foreign companies in Catalonia

September 2020



Directory of subsidiaries of foreign companies in Catalonia

ACCIÓ
Regional Government of Catalonia (Generalitat de Catalunya)



The contents of this document are subject to a Creative Commons licence. Unless otherwise indicated, reproduction, distribution and public communication are allowed, provided the author is quoted, no commercial use is made thereof and no derivative work is distributed. Please refer to a summary of the licence terms on:

<https://creativecommons.org/licenses/by-nc-nd/4.0/>

Execution
ACCIÓ Strategic and Competitive Intelligence Unit

Barcelona, September 2020

Table of contents

1. Objectives and methodology of the directory of subsidiaries of foreign companies in Catalonia

2. Foreign companies in the Catalan economy

3. Characteristics of subsidiaries of foreign companies in Catalonia: size, sectors, age

4. Countries of origin and location in Catalonia of subsidiaries of foreign companies

5. Foreign companies in Catalonia in technological sectors

6. Major subsidiaries of foreign companies in Catalonia in 2019

1. Objectives and methodology of the directory of subsidiaries of foreign companies in Catalonia

Objectives, methodology and sources of the directory of subsidiaries of foreign companies in Catalonia

ACCIÓ's directory of subsidiaries of foreign companies established in Catalonia has the following **double objective**:

- **To comprehensively identify the subsidiaries of foreign companies present in Catalonia from all business sectors, regardless of their size.**
- **To reflect foreign business activity in Catalonia by following the criterion of presence in Catalonia and reducing the headquarters' effect** (companies with operating centres in Catalonia are included in this directory, even if they have their corporate or tax address outside Catalonia).

Methodology:

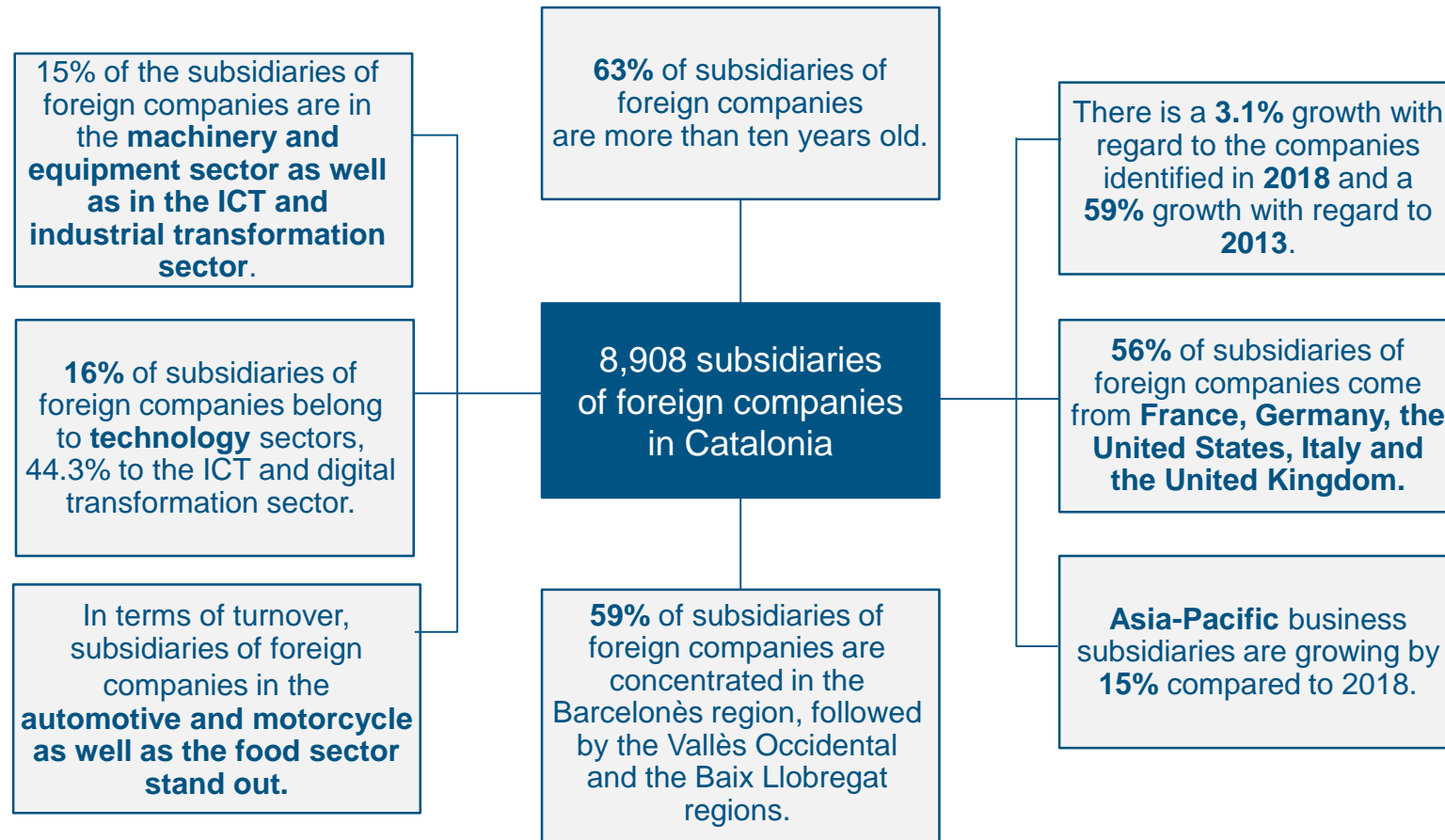
- This directory includes **subsidiaries of foreign companies, in which foreign capital is the majority (50% or more foreign capital)**. However, ACCIÓ also records subsidiaries of investee companies with 10% or more foreign capital, according to UNCTAD's definition of a foreign capital company.
- Subsidiaries of registered foreign companies **are not branches**, but **one company for each existing Tax ID No. (NIF)** is accounted for in the companies register. This directory also includes companies from **all sectors** of the Catalan economy.
- The information on shareholding percentages, corporate structures and basic data is that deposited by companies in the **Companies Register**, according to data from December 2019.
- This directory includes companies incorporated in the companies register that may be **subsidiaries, branches and/or representative offices of foreign companies in Catalonia**, as well as **all types of branches**, whether they are production plants, R&D centres or sales offices, provided that they are located in Catalonia.
- **Shareholding percentages and countries of origin of capital** have been calculated on the basis of the figures collected from the different sources consulted. In some cases, there is an ambiguity between the real origin of the capital and the nationality of the company's headquarters (the country where the company is officially registered). Within Europe this happens to companies registered in Luxembourg, the Netherlands, Ireland and Switzerland, among others. We have tried to identify the final origin of capital, whenever possible.

Sources:

- ORBIS, SABI and INFORMA
- CRM by ACCIÓ
- Economic and business press kit
- Company websites

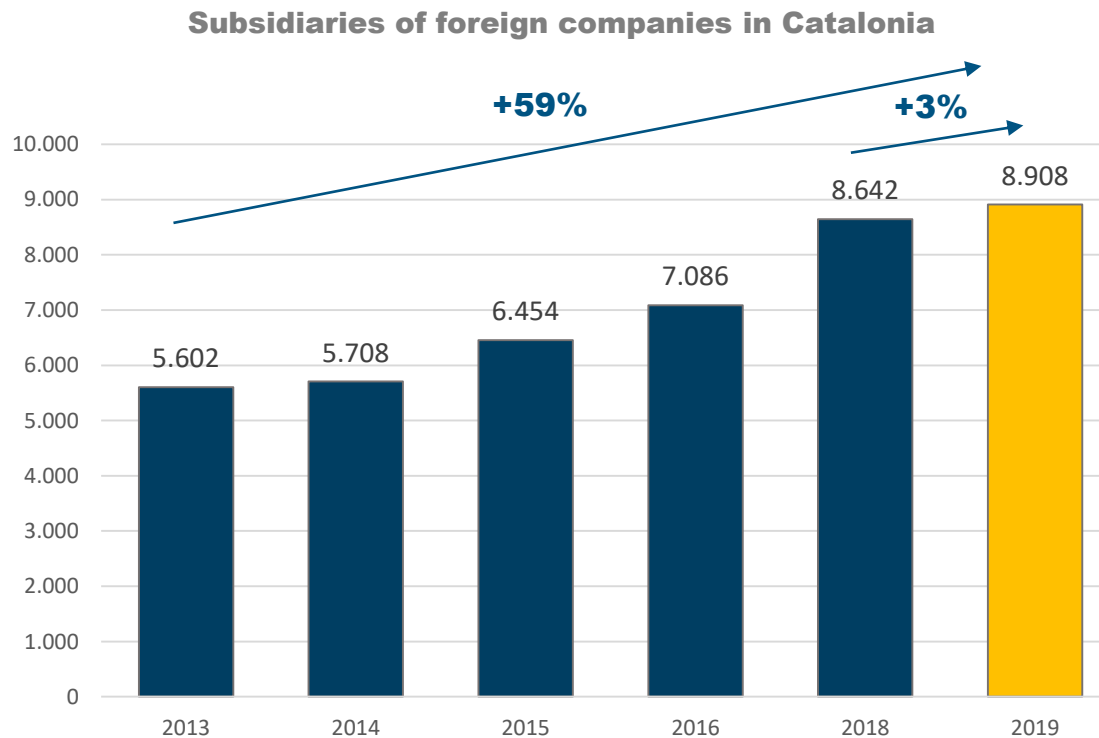
2. Foreign companies in the Catalan economy

Main figures of the subsidiaries of foreign companies identified in Catalonia in 2019



Evolution of foreign companies in Catalonia

In 2019, the number of subsidiaries of foreign companies identified in Catalonia is 8,908. This accounts for a 3.1% growth compared to those identified in 2018 and a 59% growth compared to the 3,307 subsidiaries of foreign companies identified in 2013.



3. Characteristics of subsidiaries of foreign companies in Catalonia: size, sectors, age

3.1. Subsidiaries of foreign companies in Catalonia compared to the total number of companies (breakdown by size)

22% of the 8,908 subsidiaries of foreign companies (*) identified in Catalonia are large- or medium-sized. By size, the foreign business fabric is proportionally larger than the total business fabric of Catalonia: Almost 30% of large companies in Catalonia are subsidiaries of foreign companies, whereas, in relation to the total number of companies, subsidiaries of foreign companies amount to 3.2%.

Size	Number of subsidiaries of foreign companies in Catalonia	% of subsidiaries of foreign companies in Catalonia	Number of companies in Catalonia (*)	% of companies in Catalonia	% of foreign subsidiaries over the total number of companies in Catalonia
Large company	593	7%	1,998	1%	29.7%
Medium company	1,305	15%	6,160	2%	21.2%
Small company	1,771	20%	26,565	10%	6.7%
Micro-company	5,239	59%	243,292	88%	2.1%
Total	8,908	100%	278,015	100%	3.2%

- Micro-company: 1 to 9 workers (companies for which no worker data were available have been included in this section)
- Small company: 10 to 49 workers
- Medium company: 50 to 249 workers
- Large company: 250 workers

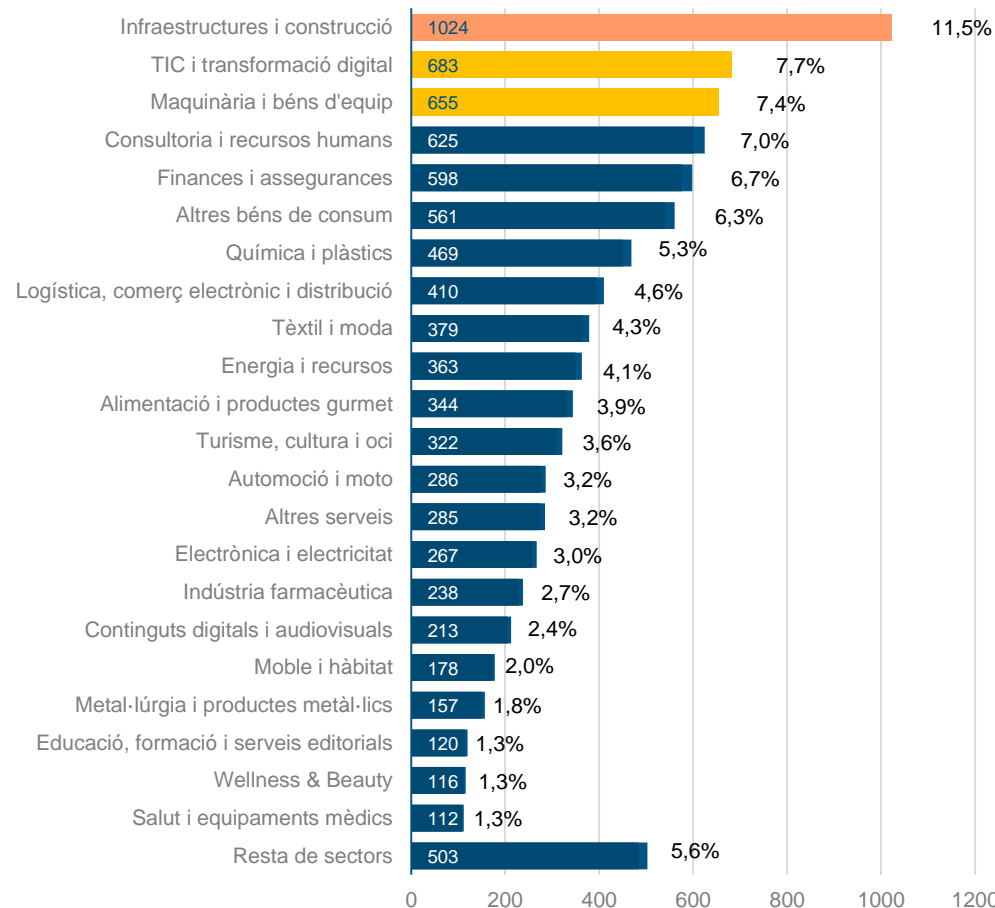
Note (*): number of companies, excluding self-employed people, both in the directory of subsidiaries of foreign companies in Catalonia and in the total number of companies in Catalonia. In the latter case the source used is IDESCAT <https://www.idescat.cat/pub/?id=eee&n=1.1.1>

3.2. Sectoral distribution of the number of subsidiaries of foreign companies in Catalonia

The ICT and digital transformation sector (with 683 foreign companies) as well as the machinery and equipment industries (with 655 foreign companies) account for 15.1% of foreign companies in Catalonia, which positions Catalonia as a driving force in Industry 4.0 also for foreign companies.

If we add the foreign companies in the infrastructure and construction sectors (with 11.5% of the total), we find 26.5% of the subsidiaries of foreign companies in Catalonia.

Subsidiaries of foreign companies in Catalonia in 2019 by sector (number and %)

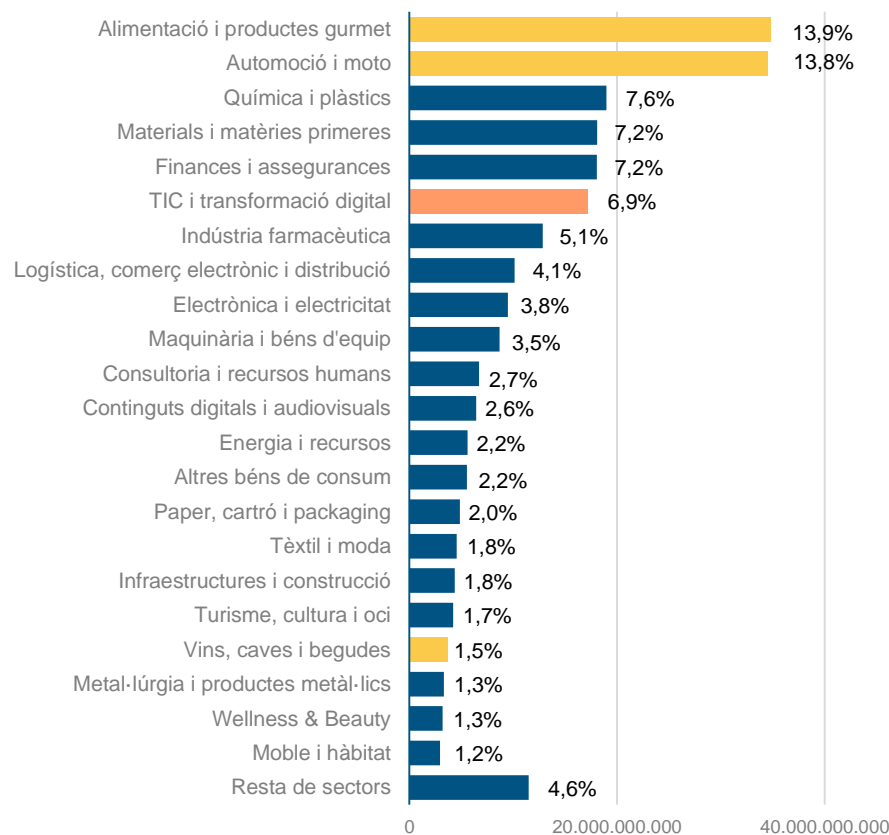


3.3. Sectorial distribution of turnover of foreign companies in Catalonia

Food and gourmet products, as well as automotive and motorcycle companies, account for more than 29% of the turnover of subsidiaries of foreign companies in Catalonia.

The turnover of subsidiaries of foreign companies in the ICT and digital transformation sector accounts for almost 7% of the total.

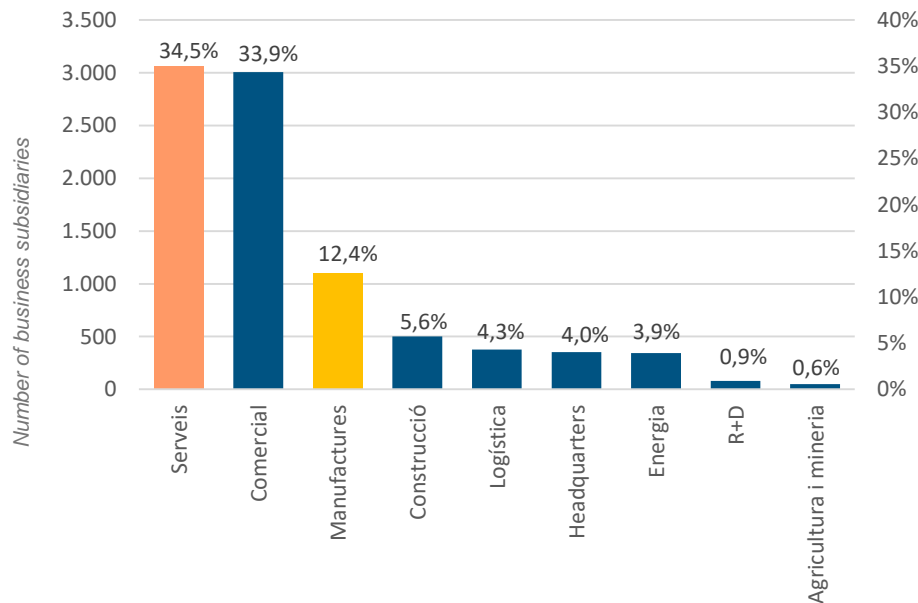
Turnover of subsidiaries of foreign companies in Catalonia in 2019 by sector (€ and %)



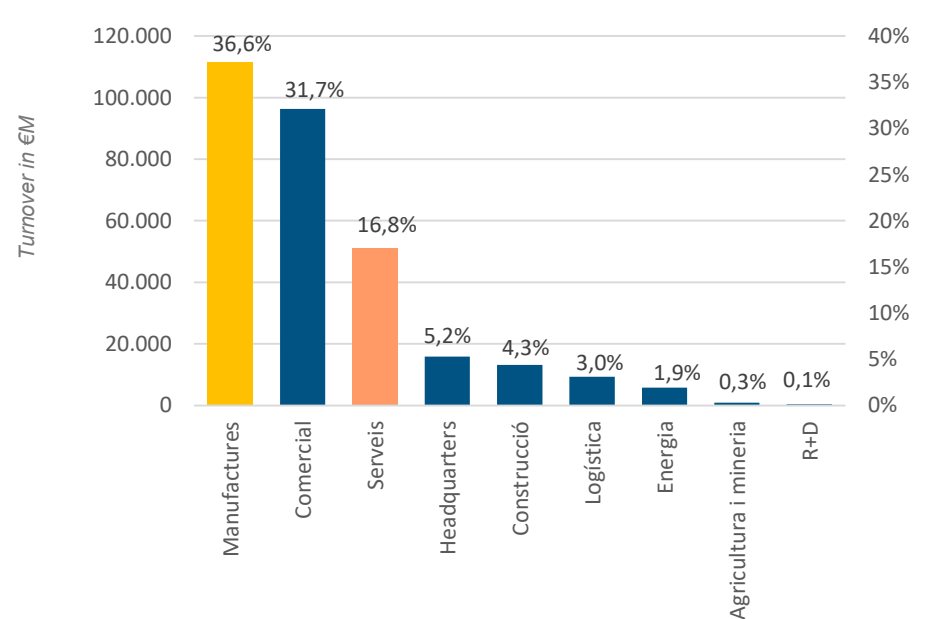
3.4. Foreign companies in Catalonia according to the value chain

12.4% of subsidiaries of foreign companies in Catalonia are manufacturers, and their weight in turnover increases to 36.6%. Subsidiaries of foreign companies in service activities account for 34.5% of the total, but turnover is 16.8% of the total. Thus, subsidiaries of foreign companies in manufacturing generate more value.

Number of subsidiaries of foreign companies in Catalonia in 2019 by value chain (%)



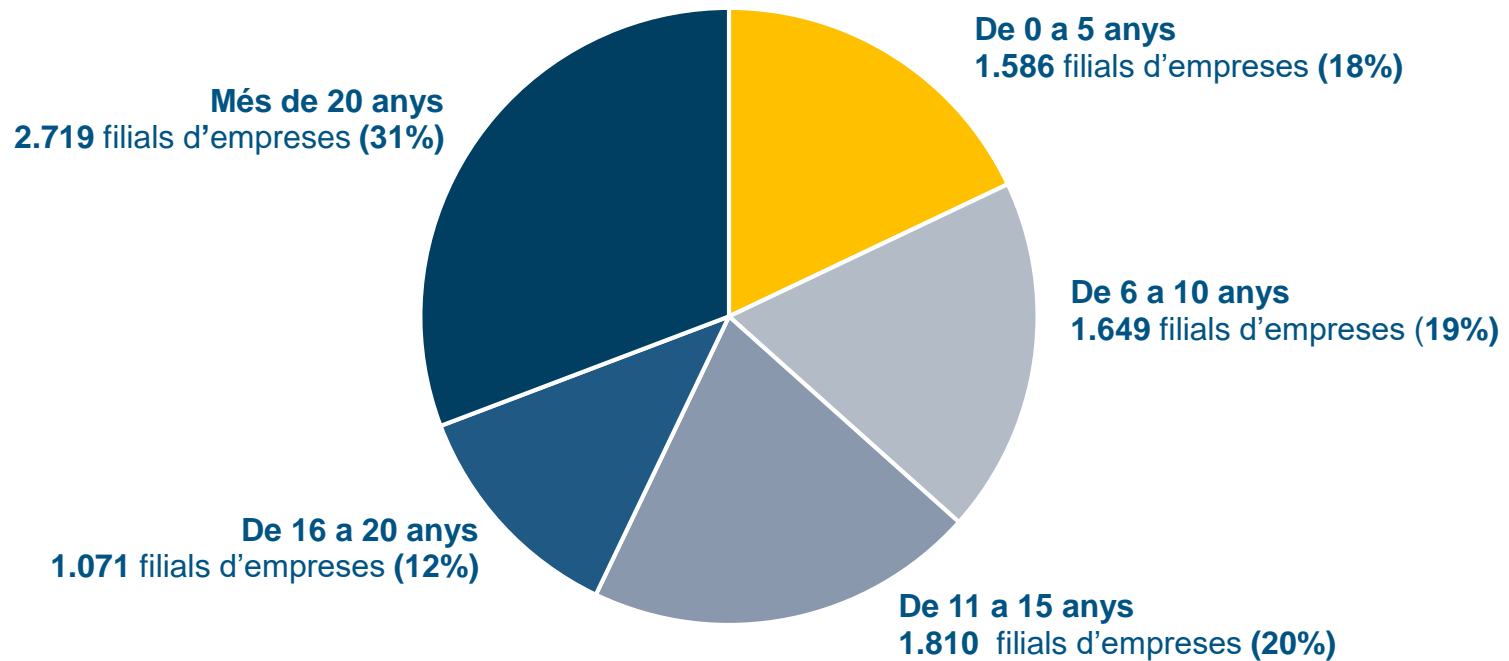
Turnover of subsidiaries of foreign companies in Catalonia in 2019 by value chain (%)



3.5. Distribution of subsidiaries of foreign companies identified in Catalonia according to age

The ecosystem of subsidiaries of foreign companies in Catalonia is dynamic and, at the same time, consolidated: 18% of subsidiaries of foreign companies in Catalonia have been created in the last 5 years, and 63% are more than 10 years old.

Age of subsidiaries of foreign companies in Catalonia in 2019



4. Countries of origin and location in Catalonia of subsidiaries of foreign companies

4.1 Geographical areas of origin of subsidiaries of foreign companies in Catalonia

Europe is the area of origin of 3 out of 4 subsidiaries of foreign companies with a presence in Catalonia. With respect to 2018, there is growth in the four major geographical areas worldwide, especially Asia-Pacific, with 15% more subsidiaries of foreign companies in Catalonia.

Geographical areas	Number of business subsidiaries 2019	% of total business subsidiaries 2019	Number of business subsidiaries 2018	Increase 2018-2019
Europe	6,729	76%	6,603	2%
America	1,350	15%	1,305	3%
Asia-Pacific	664	7%	577	15%
Africa/Middle East	165	2%	157	5%
Total	8,908	100%	8,642	3%

4.2. Countries of origin of subsidiaries of foreign companies in Catalonia

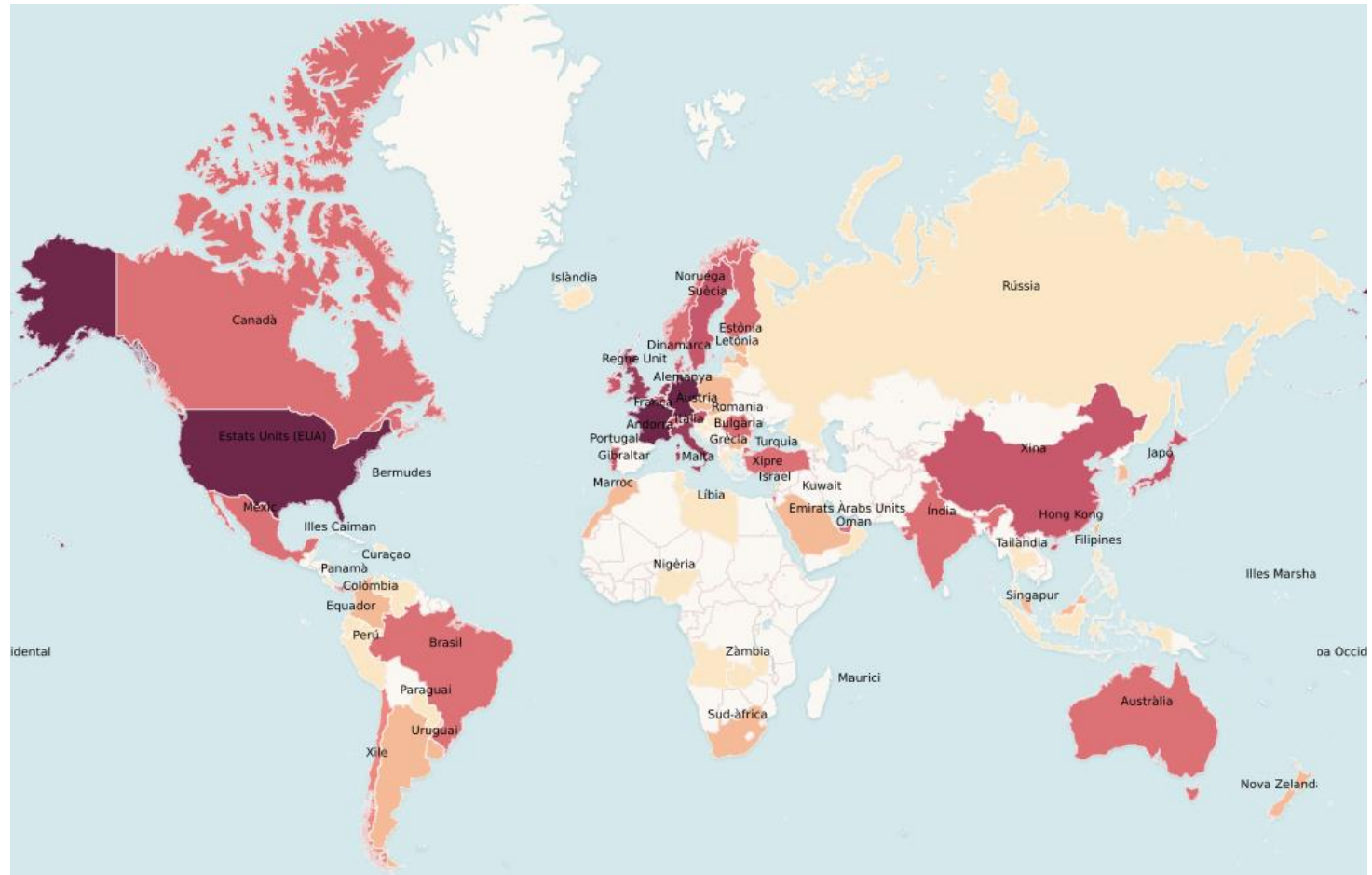
The 8,908 subsidiaries of foreign companies with a presence in Catalonia in 2019 are from 90 countries. The weight of business subsidiaries from France, Germany, the United States, Italy and the United Kingdom stands out.

On a European level, there is significant growth in the subsidiaries of British (UK and Irish) as well as Belgian companies.

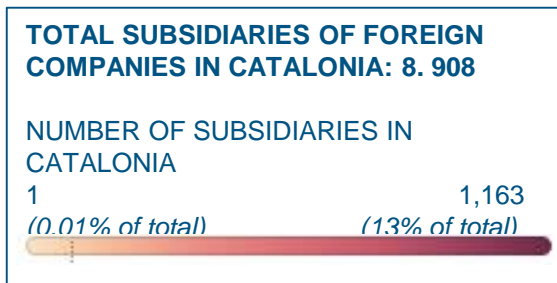
Subsidiaries of Asian companies (from China, Hong Kong, India) are also experiencing substantial growth.

	Country of origin of capital	Number of subsidiaries in Catalonia	% over the total	2018-2019 growth
1	France	1,163	13%	9%
2	Germany	1,157	13%	2%
3	United States (US)	1,096	12%	9%
4	Italy	808	9%	8%
5	United Kingdom	779	9%	17%
6	The Netherlands	622	7%	-9%
7	Switzerland	421	5%	1%
8	Luxembourg	350	4%	-40%
9	Denmark	291	3%	6%
10	Japan	267	3%	5%
11	Belgium	250	3%	30%
12	Portugal	178	2%	-14%
13	Sweden	142	2%	6%
14	China	115	1%	26%
15	Austria	109	1%	-1%
16	Ireland	98	1%	31%
17	Hong Kong	70	1%	6%
18	Canada	65	1%	18%
19	Andorra	63	1%	24%
20	India	52	1%	33%
	TOP 20 subtotal	8,096	91%	3%
	Other countries	812	9%	2%
	Total	8,908	100%	3%

World map of intensity according to the origin of subsidiaries of foreign companies in Catalonia



European map of intensity according to the origin of subsidiaries of foreign companies in Catalonia



5. Foreign companies in Catalonia in technological sectors

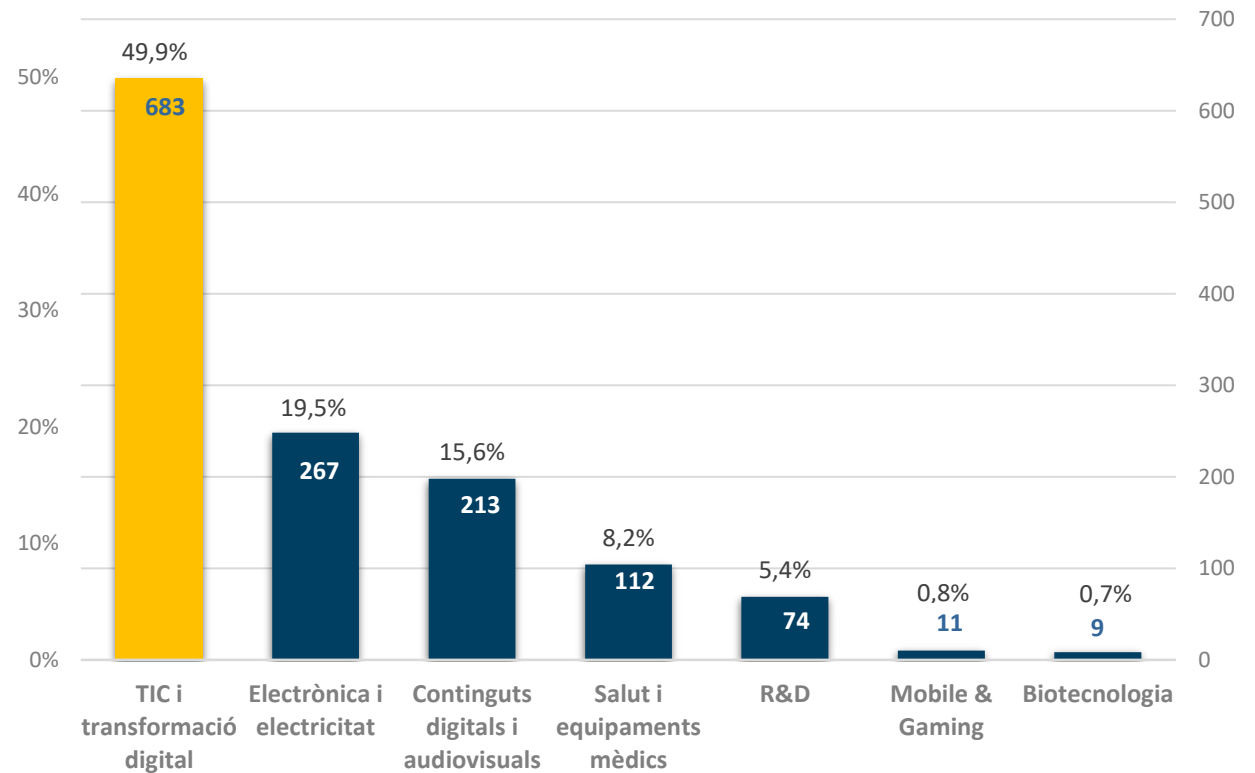
5.1. Foreign companies in technological fields in Catalonia

16% of subsidiaries of foreign companies (1,369) belong to technology sectors (*).

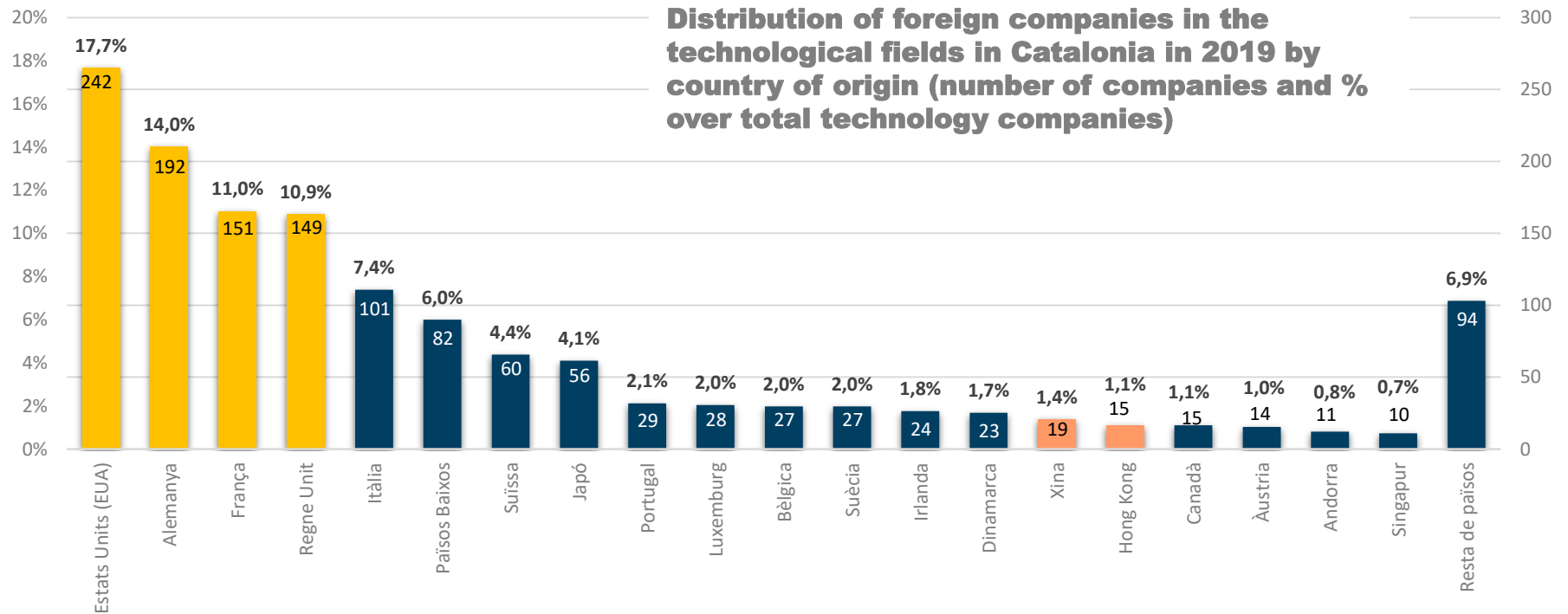
This overall figure accounts for an increase of 21% compared to the 1,082 subsidiaries of foreign companies in technology sectors identified in 2018.

49.9% of foreign companies in Catalonia in technology are in the ICT and digital transformation sector.

Distribution foreign companies in technology sectors in Catalonia in 2019 by sector (number of subsidiaries and % of total technology companies)







































































































5.2. Foreign companies in the technological sectors in Catalonia by country



More than 50% of foreign companies in the technology sectors in Catalonia are from 4 countries (the United States, Germany, France and the United Kingdom). The United States leads the ranking with 242 companies. China ranks 15th with 19 companies subsidiaries and Hong Kong 16th with 15 companies.

6. Major subsidiaries of foreign companies in Catalonia in 2019

Foreign subsidiaries with greater business relevance in Catalonia and country of origin of the capital, 2019

1.  	11.  	21.  	31.  	41.  
2.  	12.  	22.  	32.  	42.  
3.  	13.  	23.  	33.  	43.  
4.  	14.  	24.  	34.  	44.  
5.  	15.  	25.  	35.  	45.  
6.  	16.  	26.  	36.  	46.  
7.  	17.  	27.  	37.  	47.  
8.  	18.  	28.  	38.  	48.  
9.  	19.  	29.  	39.  	49.  
10.  	20.  	30.  	40.  	50.  

ACCIÓ

Passeig de Gràcia, 129
08008 Barcelona
www.accio.gencat.cat
www.catalonia.com
@accio_cat
@catalonia_ti

Take a look at the full report here:

<http://catalonia.com/catalonia-barcelona/catalonia-barcelona/international-business-appeal.jsp>

