

September 2022

# Directory of Foreign Subsidiaries in Catalonia, 2022



## Directory of Foreign Subsidiaries in Catalonia, 2022

**ACCIÓ**  
Government of Catalonia



The entire contents of this document are available under a Creative Commons licence. Unless otherwise stated, reproduction, distribution and public communication are permitted, provided appropriate credit is given, the material is not used for commercial purposes and derivative works are not distributed. A summary of the licence terms and conditions is available for consultation here:

<https://creativecommons.org/licenses/by-nc-nd/4.0/>

The brands and logos used in this report are for information purposes only. The brands and logos mentioned belong to their respective owners. None of them is owned by ACCIÓ. This report offers a partial overview of foreign subsidiaries in Catalonia. Some companies, organizations and entities may not have been included in the study.

Prepared by  
ACCIÓ's Strategy and Competitive Intelligence Unit

Barcelona, June 2022

## Contents

1. Goals and methodology of the Directory of Foreign Subsidiaries in Catalonia
2. The importance of foreign subsidiaries in the Catalan economy in 2022.
3. Foreign subsidiaries in Catalonia in 2022 in terms of age, size and sector
4. Countries of origin and location in Catalonia of foreign subsidiaries
5. Most relevant foreign subsidiaries in Catalonia, 2022

# 1. Goals and Methodology

ACCIÓ's Directory of Foreign Subsidiaries in Catalonia has two goals:

- **To comprehensively identify** the subsidiaries of foreign companies with a presence in Catalonia in all business sectors.
- To reflect foreign business activity in Catalonia based on **having a presence in Catalonia** and correcting the headquarters effect.

- It includes subsidiaries of foreign companies in which **the majority shareholding (50% or more) is in the hands of foreign capital.**
- **One company is counted for each NIF** in the Companies Register (not establishments).
- Companies from **all sectors** of the Catalan economy are included.
- They can be **subsidiaries, branches and/or representation offices** of foreign companies in Catalonia, as well as all kinds of facilities (e.g. production plants, R&D centres, sales offices), provided they are located in Catalonia.
- Data on shareholding percentages, corporate structure and basic data came from the information deposited by companies in the **Companies Register in February 2022.**
- The organization was included when a foreign subsidiary had an **operating centre in Catalonia**, even if **its corporate or fiscal headquarters was outside Catalonia.**
- In some cases, there was ambiguity regarding **the real source of capital and the nationality of the company headquarters** (country where the company is officially registered). Within Europe, this happens to companies registered in Luxembourg, the Netherlands, Ireland and Switzerland, among others. Whenever possible, we tried to identify **the ultimate source of the capital.**

Corporate data, shareholding percentages and countries of origin of share capital are calculated from the different sources consulted:

- ORBIS (Companies Register), SABI and INFORMA
- CRM by ACCIÓ and information from Trade & Investment Offices
- Financial and business press kit
- Company websites

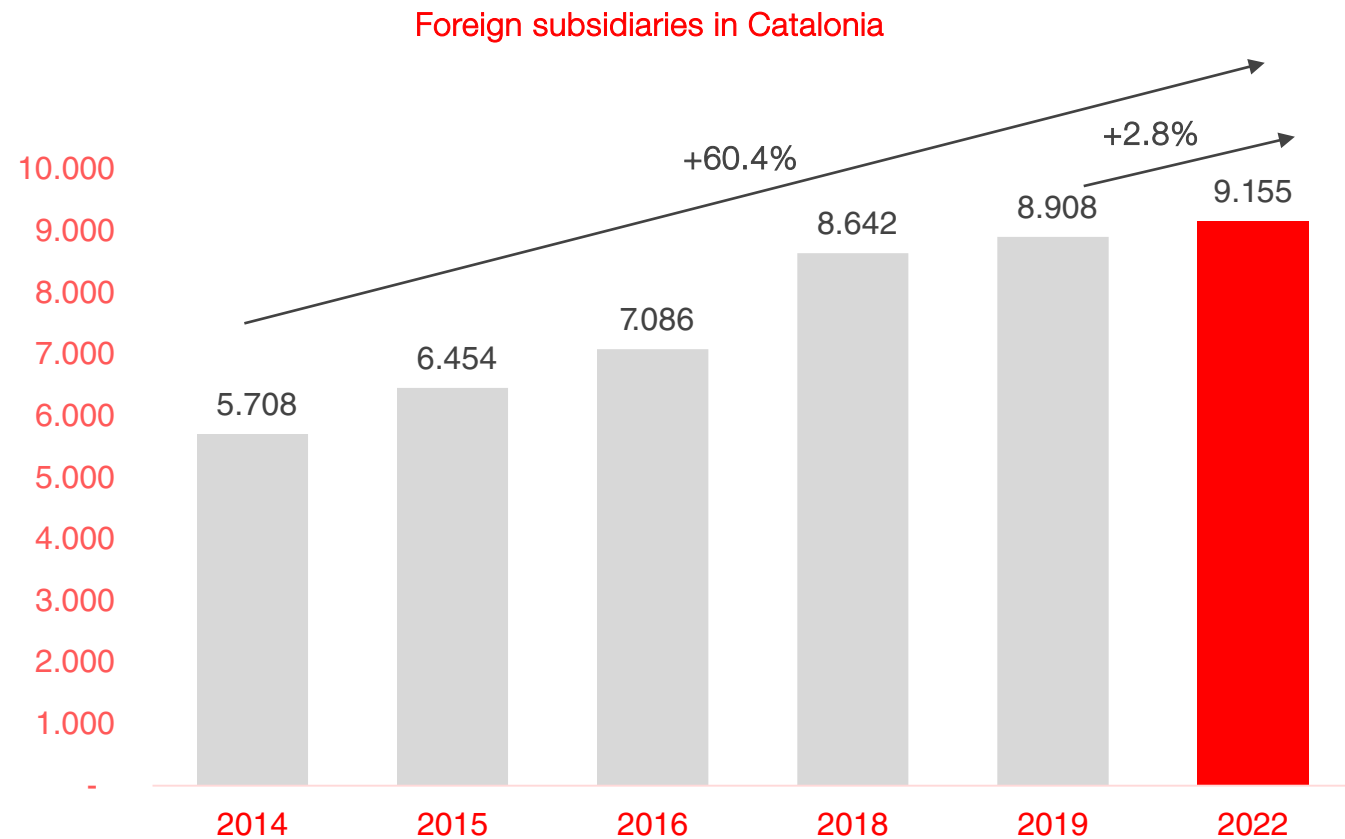
## 2. The importance of foreign subsidiaries in the Catalan economy in 2022

## Evolution of foreign subsidiaries in Catalonia

A total of 9,155 foreign subsidiaries were identified in Catalonia in 2022.

This represents an increase of 2.8% compared to the 8,908 foreign subsidiaries identified in 2019 and an increase of 60.4% compared to the 5,708 identified in 2014.

Foreign subsidiaries account for 18.5% of employment in Catalonia (\*).



Source: ACCIÓ. Directory of Foreign Subsidiaries in Catalonia, 2022, from ORBIS, press and ACCIÓ sources. Includes subsidiaries of companies with 50% or more foreign capital with establishments in Catalonia, regardless of the location of the company's registered office in Spain. The Directory was updated in the years in the graph.  
(\*) Source: IDESCAT

## Weight of subsidiaries of foreign companies in Catalonia of the total number of companies by size

28.3% foreign subsidiaries identified in Catalonia are large or medium-sized companies.

44.4% of all large and medium-sized companies in Catalonia are foreign subsidiaries.

Size	Number of subsidiaries	% of foreign subsidiaries in Catalonia	Number of companies in Catalonia (*)	% of companies in Catalonia	% of foreign subsidiaries of the total number of companies in Catalonia
Large company	524	8.5%	2,250	0.8%	23.3%
Medium-sized company	1,221	19.8%	5,769	2.1%	21.2%
Small company	1,797	29.1%	24,189	9.0%	7.4%
Micro-company (*)	2,633	42.6%	237,991	88.1%	1.1%

- Micro-company: 1-9 workers
- Small company: 10-49 workers
- Medium-sized company: 50-249 workers
- Large company: more than 250 workers

Source: ACCIÓ. Directory of Foreign Subsidiaries in Catalonia, 2022, from ORBIS, press and ACCIÓ sources.

(\*) The number of companies does not include freelance workers at foreign subsidiaries and total companies in Catalonia (source: IDESCAT)

Note: 3,833 companies reported no employee data. Of these, 853 reported turnover data. Therefore, no data are available on 2,980 companies to classify them by size.

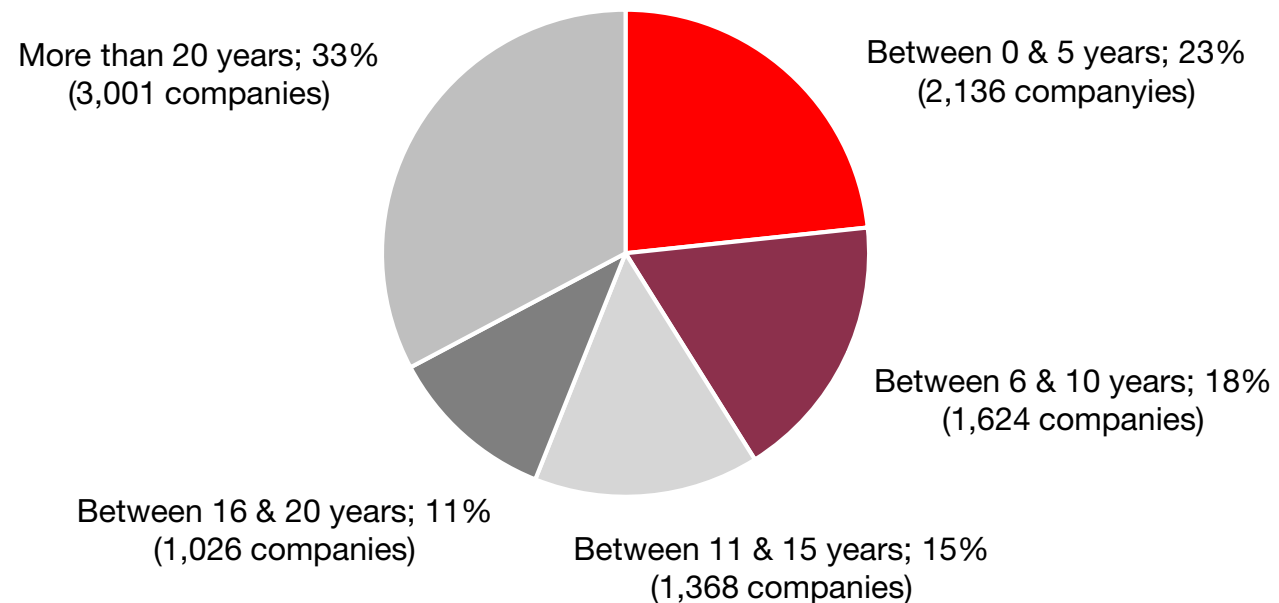


### 3. Foreign subsidiaries in Catalonia in 2022 in terms of age, size and sector

## Distribution of foreign subsidiaries identified in Catalonia by age, 2022

Age of foreign subsidiaries in Catalonia, 2022

The ecosystem of foreign subsidiaries in Catalonia is dynamic and consolidated: 23% of the foreign subsidiaries in Catalonia were set up in the previous five years, and 59% are more than 10 years old.



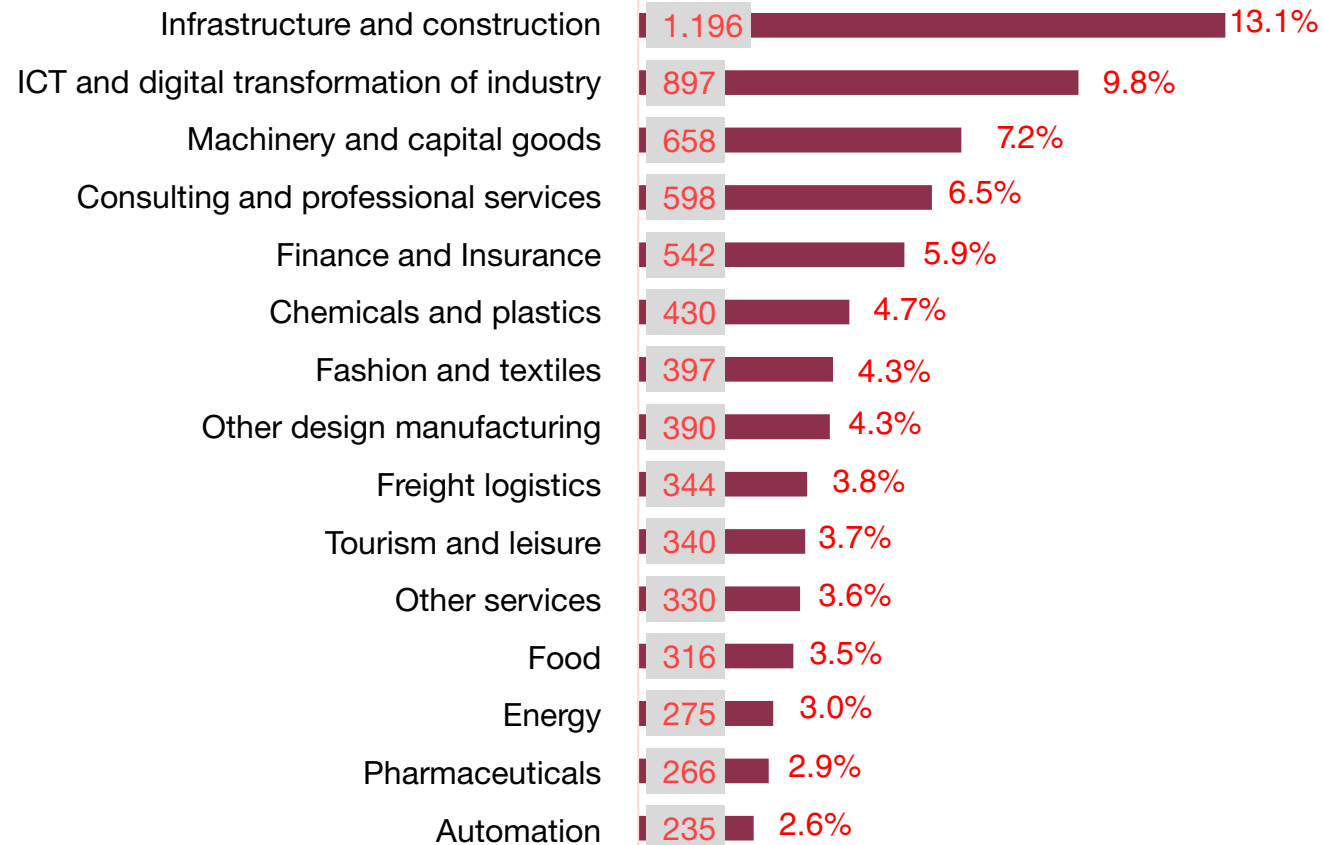
Source: ACCIÓ. Directory of Foreign Subsidiaries in Catalonia, 2022, from ORBIS.  
 Note: Data were obtained from the analysis of the 9,155 companies for which age data were available.

## The main industries of foreign subsidiaries in Catalonia (number of companies)

The industry with the most foreign subsidiaries was **infrastructure and construction**, with 13.1% of the total number of companies.

The sector of **ICT and digital transformation of industry** (with 897 foreign subsidiaries) and the **machinery and capital goods sectors** (with 658 foreign subsidiaries) represent 17% of foreign subsidiaries in Catalonia, which positions Catalonia as a driving force for Industry 4.0 for foreign companies as well.

Foreign subsidiaries in Catalonia in 2022 by sector (number of companies)

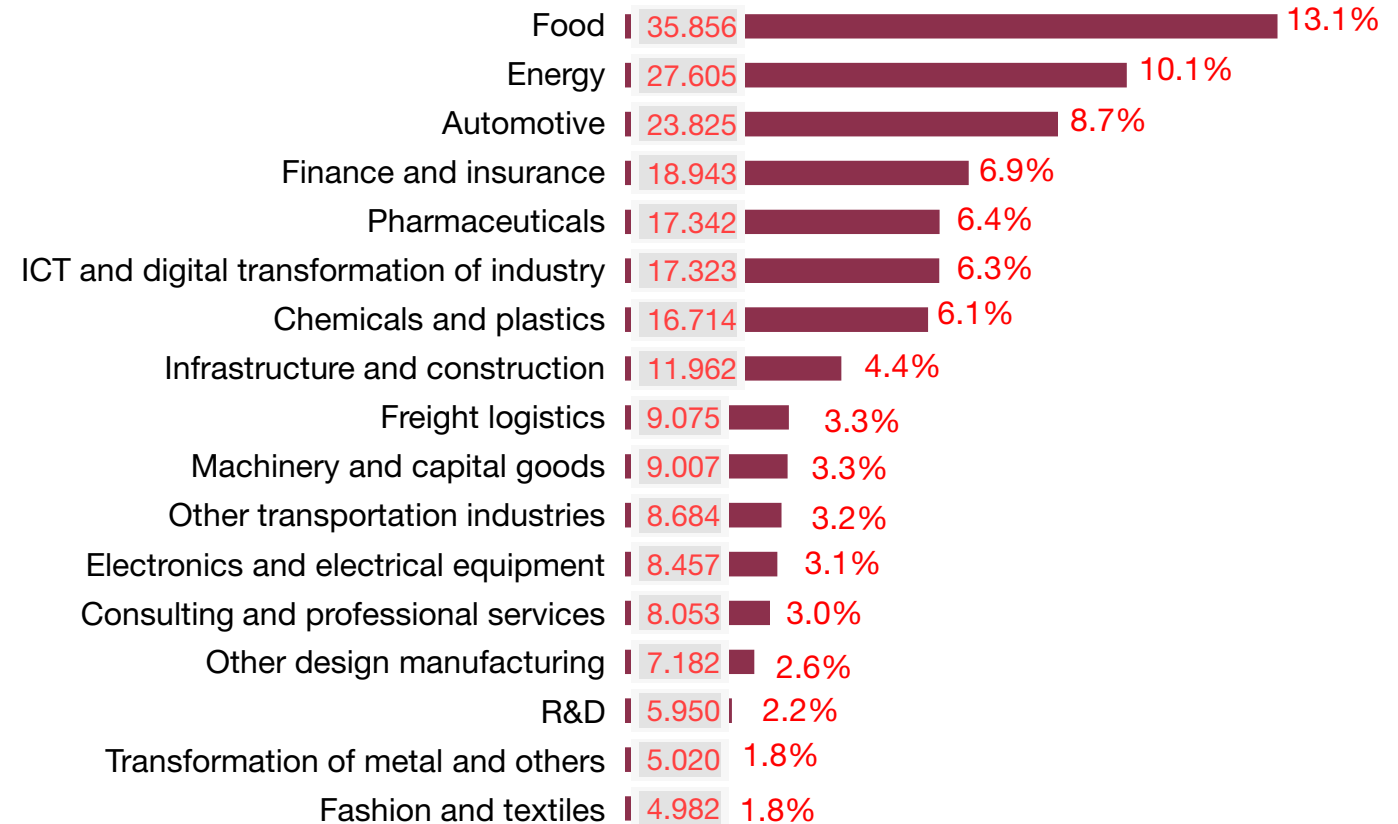


Source: ACCIÓ. Directory of Foreign Subsidiaries in Catalonia, 2022, from ORBIS, INFORMA, press and ACCIÓ sources.

Fem avui l'**empresa** del demà

## The main industries of foreign subsidiaries in Catalonia (turnover in million euros)

Foreign subsidiaries in Catalonia by turnover  
(distribution in M euros and % by sector)



The food, energy and automotive industries represent more than 32.2% of the turnover of foreign subsidiaries in Catalonia.

Turnover of foreign subsidiaries in the sector of ICT and digital transformation represents 6.4% of the total.

Source: ACCIÓ. Directory of Foreign Subsidiaries in Catalonia, 2022, from ORBIS.

Note: The graph was prepared with data from 6,186 companies that reported turnover data. Latest data available. For foreign subsidiaries whose company headquarters was outside Catalonia, it was not possible to determine the part corresponding to establishments in Catalonia. Total turnover was therefore used.

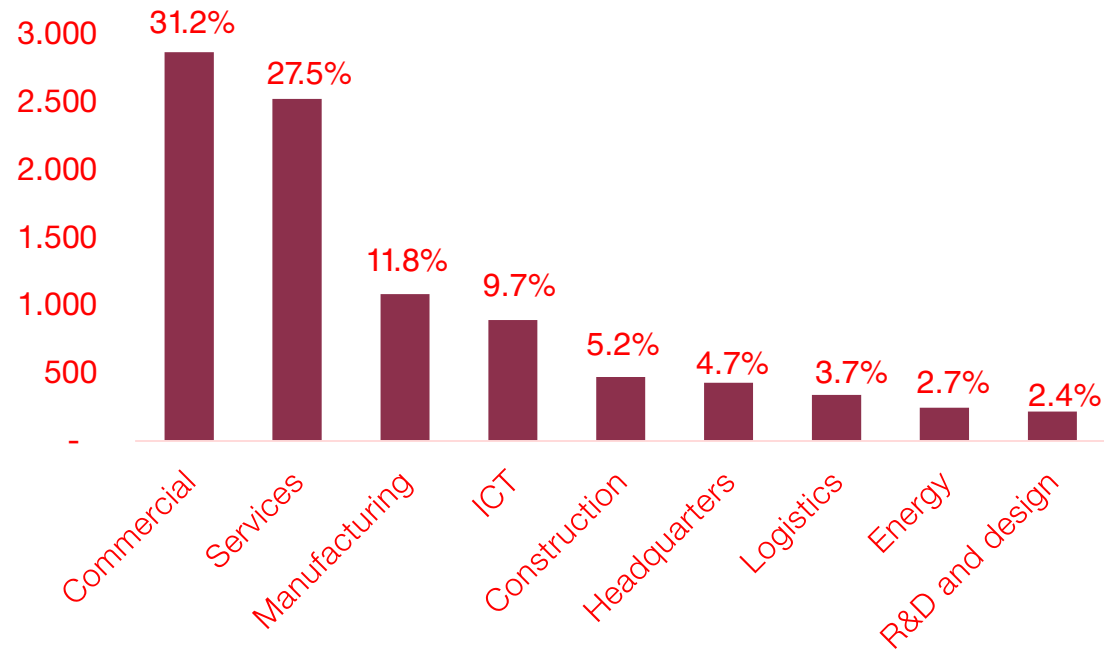
## Foreign subsidiaries in Catalonia by value chain

Foreign subsidiaries in business represented 31.2% of the total, and invoiced 41.1% of the total.

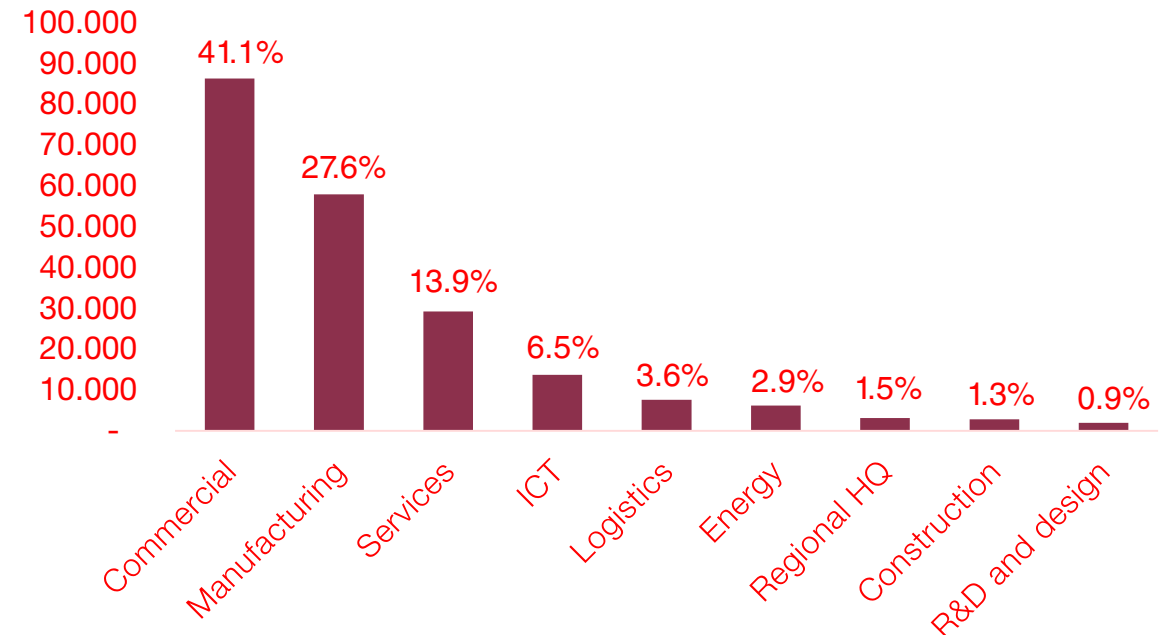
Foreign subsidiaries in services represented 27.5% of the total, and invoiced 13.9% of the total.

Foreign subsidiaries in manufacturing represented 11.8% of the total, and invoiced up to 27.6% of the total.

Foreign subsidiaries by value chain (companies)



Foreign subsidiaries by value chain (turnover in M euros and %)



Source: ACCIÓ. Directory of Foreign Subsidiaries in Catalonia, 2022, from ORBIS.  
 Note: The graph with the number of subsidiaries was prepared with the data of 9,155 companies and turnover data from the 6,022 companies that reported it.

## 4. Countries of origin and location in Catalonia of foreign subsidiaries

## Distribution by country of origin of foreign subsidiaries in Catalonia in 2022

The 9,155 foreign subsidiaries in Catalonia in 2022 came from 90 different countries.

90.4% of foreign subsidiaries in Catalonia come from the 20 countries on the list. The weight of subsidiaries of companies from France, Germany, the United States, the United Kingdom and Italy stands out. Taken together, they represent 57.7% of the total.

#	Country of Origin	Foreign subsidiaries in Catalonia, 2022	% of total
1	France	1,243	13.6%
2	USA	1,194	13.0%
3	Germany	1,119	12.2%
4	United Kingdom	959	10.5%
5	Italy	772	8.4%
6	Netherlands	488	5.3%
7	Switzerland	460	5.0%
8	Luxembourg	330	3.6%
9	Belgium	272	3.0%
10	Japan	232	2.5%
11	Denmark	182	2.0%
12	Portugal	158	1.7%
13	Sweden	151	1.7%
14	Ireland	120	1.3%
15	China	114	1.2%
16	Austria	101	1.1%
17	Hong Kong (China)	98	1.1%
18	Andorra	84	0.9%
19	Mexico	78	0.9%
20	Canada	80	0.8%
	<b>TOP 20 Subtotal</b>	<b>8,235</b>	<b>90.4%</b>
	Rest of countries	920	10%
	<b>Total</b>	<b>9,155</b>	<b>100%</b>

Source: ACCIÓ. Directory of Foreign Subsidiaries in Catalonia, 2022, from ORBIS, INFORMA, press and ACCIÓ sources.

## Distribution by geographic area of origin of foreign subsidiaries in Catalonia, 2022

Europe is the area of origin of 3 out of 4 foreign subsidiaries in Catalonia.

Compared to 2019, there was notable growth in North and South America, and more moderate growth in Asia and Europe.

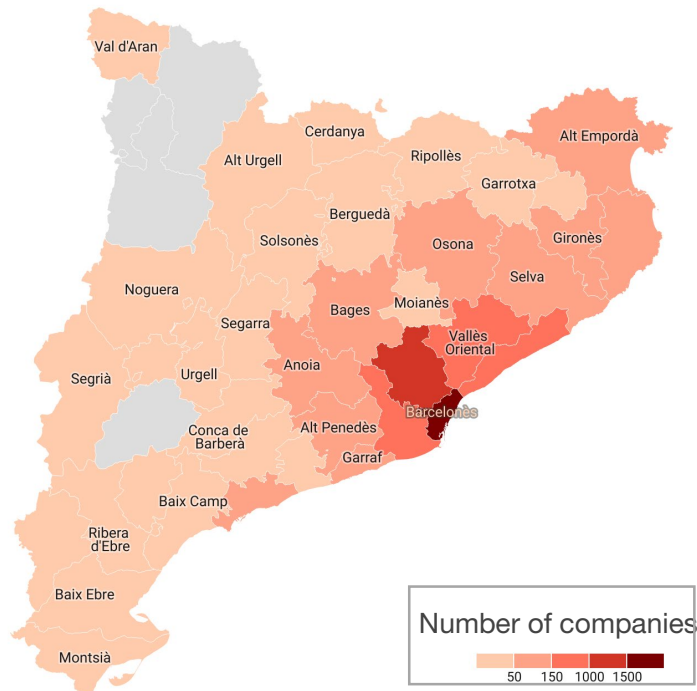
Geographic area	Number of Foreign Subsidiaries 2022	% of total 2022	Number of Foreign Subsidiaries 2019	Variation 2019-2022
Europe	6,783	74%	6,574	3.2%
North America	1,407	15%	1,253	12.3%
Asia	763	8%	714	6.9%
South America	109	1%	79	38.0%
Oceania	59	1%	65	-9.2%
Africa	34	0%	36	-5.6%
<b>Total</b>	<b>9,155</b>	<b>100%</b>	<b>8,721</b>	<b>5.0%</b>

Source: ACCIÓ. Directory of Foreign Subsidiaries in Catalonia, 2022, from ORBIS, INFORMA, press and ACCIÓ sources.  
 Note: For the 2019 calculations, the companies were included when location data were available on them, i.e. 8,721 companies.



## Regional distribution of foreign subsidiaries in Catalonia, 2022

82.6% of total foreign subsidiaries in Catalonia were located in Barcelonès, Vallès Occidental and Baix Llobregat.




#	County	No. of companies	%	#	County	No. of companies	%
1	Barcelonès	5,564	60.8%	20	Alt Urgell	16	0.2%
2	Vallès Occidental	1,030	11.2%	21	Baix Ebre	16	0.2%
3	Baix Llobregat	966	10.6%	22	Pla de l'Estany	13	0.1%
4	Vallès Oriental	352	3.8%	23	Garrotxa	12	0.1%
5	Maresme	195	2.1%	24	Urgell	11	0.1%
6	Tarragonès	133	1.4%	25	Priorat	10	0.1%
7	Alt Empordà	89	1.0%	26	Conca de Barberà	9	0.1%
8	Gironès	85	0.9%	27	Pla d'Urgell	9	0.1%
9	Garraf	81	0.9%	28	Segarra	8	0.1%
10	Alt Penedès	74	0.8%	29	Montsià	7	0.1%
11	Bages	70	0.8%	30	Berguedà	5	0.1%
12	Baix Empordà	69	0.8%	31	Ripollès	5	0.1%
13	Anoia	64	0.7%	32	Moianès	4	0.0%
14	Osona	53	0.6%	33	Val d'Aran	4	0.0%
15	Selva	50	0.5%	34	Cerdanya	2	0.0%
16	Baix Camp	49	0.5%	35	Noguera	2	0.0%
17	Segrià	49	0.5%	36	Solsonès	2	0.0%
18	Alt Camp	25	0.3%	37	Ribera d'Ebre	1	0.0%
19	Baix Penedès	19	0.2%	38	Terra Alta	1	0.0%
	<b>Total</b>	<b>9,155</b>	<b>100%</b>				

Source: ACCIÓ. Directory of Foreign Subsidiaries in Catalonia, 2022, from ORBIS, INFORMA, press and ACCIÓ sources.  
 Note: Counties Garrigues, Pallars Sobirà, Pallars Jussà and Alta Ribagorça have no foreign subsidiaries.

## 5. Most relevant foreign subsidiaries in Catalonia, 2022

## TOP 20 foreign industrial companies in Catalonia by turnover



Source: Directory of Foreign Subsidiaries in Catalonia, 2022. ACCIÓ

Note 1: The data consist of turnover figures expressed in million euros.

Note 2: These brands are used for information purposes only. The brands belong to their respective owners. None of them is owned by ACCIÓ.

Passeig de Gràcia, 129  
08008 Barcelona

[accio.gencat.cat](http://accio.gencat.cat)  
[catalonia.com](http://catalonia.com)

 @accio\_cat

 @catalonia\_ti

Read the report here:

<https://www.accio.gencat.cat/ca/serveis/banc-coneixement/cercador/BancConeixement/eic-directori-de-filials-d-empreses-estrangeres-a-catalunya>

